

**NATIONAL YOUTH SURVEY 2007
PERSPECTIVES ON CIVIC PARTICIPATION AND ATTITUDES
TOWARDS DEMOCRACY, GOVERNANCE AND POLITICAL
PARTICIPATION**

Introduction

Between August 8 and September 1, 2007, The Merdeka Center for Opinion Research conducted a nationwide telephone survey of 1,508 randomly selected Malaysians between 20 and 35 years old. Sampling for the respondents was structured along the national population profile and is specifically proportional to gender, ethnicity and state of residence. The objective of this survey was to ask young adults in Malaysia to speak on issues pertaining to their participation in community activities and politics as well as their views towards governance and democracy. Six focus groups with youths and members of youth groups were also conducted in Kuala Lumpur, Penang, Kota Bharu, Kota Kinabalu and Kuching. The Asia Foundation and the Embassy of Netherlands provided funding support for the survey.

Key Findings

Low level of self efficacy.

Malaysian youth in general do not see themselves as being able to make a difference within their community despite outlining concerns over issues such as the economy, public safety or costs of living. The sense of apathy is more marked among females where nearly one out of every three feels there is little she can do in her community. Unsurprisingly, the poll also found that youth are not inclined to join clubs or associations. Only one out of every five report being a member of a group – from which nearly half are made up of members of political parties or major government organized youth organizations or programs such as Belia 4B, Majlis Belia Malaysia or Rakan Muda. This also means that less than 10% of Malaysian youth actually belong to community or peer organized entities. Overall the survey findings did not show marked changes from 2006.

Moderate level of political participation.

If voter registration is taken as an indicator of political participation, then the survey shows that such involvement is moderate. Slightly over one-half claim to have registered as electors. The survey found however that participation varies strongly across ethnic groups – higher among Bumiputeras and lower among non-Bumiputeras across the country. Beyond registering as voters, the survey found the depth of involvement to be mediocre at best. Only one in ten claims to routinely discuss politics and policies with family and friends and only one out of every seven participates in political campaigning and observes elections. The rest state that they only vote and perhaps read about the

issues floated during elections. A majority also say that if possible they would rather not get involved in politics.

Openness towards political pluralism.

Overall, younger people tend to be open toward opposition political parties playing a more prominent role. The survey found that such views tend to be influenced by the respondents' cultural heritage and social backgrounds. Non-Bumiputera and urban respondents are more inclined to support greater opposition representation in the parliament. The vast majority of respondents agree that the preferred role of opposition political parties is to act as a check and balance on the ruling government.

Conservative attitudes towards democracy.


Overall the survey reveals that respondents' views on democratic concepts reflect the brand of "Asian values" that is being promoted by the government. A majority feel that the interests of the majority must come before that of the individual. Younger people are evenly split over the acceptability of open criticisms among society's leaders over issues of public discourse. Yet at the same time young Malaysians also want leaders who respect the rule of law.

Mixed views on quality of governance.

Finally, the survey shows that young Malaysians are split in their views of whether the government treats everyone fairly. Young Malaysians are divided across cultural and heritage lines on this matter as well as to whether they felt free to speak openly about problems deemed sensitive such as ethnic and religious relations, as well as criticisms of the government. More adversely, a small majority of young Malaysians believe that there is little that ordinary people can do to hold government accountable in between elections. These views are further underlined by other findings which show that a huge proportion – seven out of eight -- feel that government officials, at varying degrees, do not abide with the law. Additionally the survey also reveals that nearly all of the respondents believe that the government suffers from some level of corruption.

Merdeka Center for Opinion Research
Bangi, Selangor
Nov 12 2007

MERDEKA CENTER



NATIONAL YOUTH SURVEY 2007
KAJISELIDIK GOLONGAN MUDA MALAYSIA 2007

Perspectives toward social involvement, politics and views on current issues
Perspektif terhadap penglibatan sosial, politik dan pandangan terhadap isu-isu semasa

Supported by

The Asia Foundation
Embassy of the Netherlands

“All rights reserved. This report is published by proprietary subscription. No parts of this publication may be distributed, reproduced, copied or transmitted in any form or by any means including photocopying without the permission of the copyright owner, application for which should be addressed to the same. The distribution, reproduction, copying or transmission including the quotation of a part of the whole thereof by a non-customer is strictly prohibited”

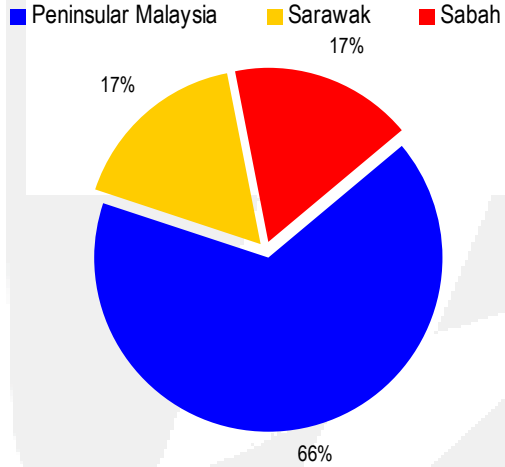
Contents

- 1 Methodology
- 2 Respondent Profile
- 3 News & Information Access & Consumption
- 4 Issues & Interests
- 5 Participation in Civil Society & Community Development Activities
- 6 Attitudes toward Election & Voting
- 7 Perception toward Political Parties
- 8 Attitude & Perception toward Democracy

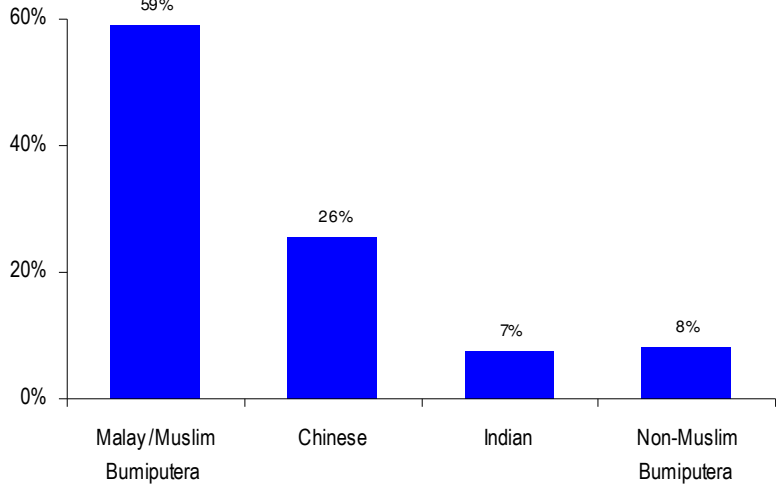
Methodology

1. The survey was conducted utilizing Merdeka Center's Household Telephone Database whereby interview calls are distributed throughout Malaysia.
2. In total, 1,508 respondents provided completed feedback using a structured questionnaire instrument. Each respondent is defined as an adult aged 21 until 35 years old.
3. A structured random probability sampling was used to select the sample involving the following stages:
 - Selection of state-based telephone blocks from Merdeka's National Household Telephone Database
 - Random selection of respondents from each state; and
 - Listing of all sampled households and contacting the respondents for interviews.
 - The poll was conducted between 8th August to 1st September 2007.

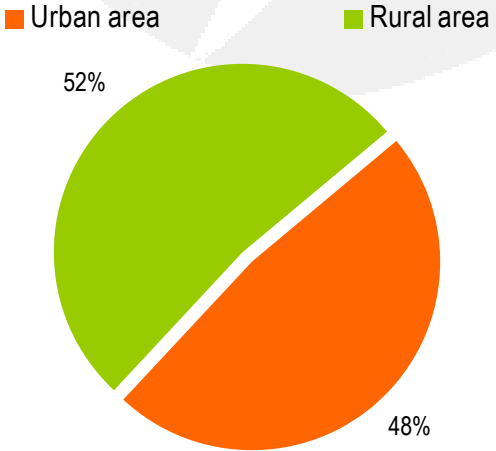
Location



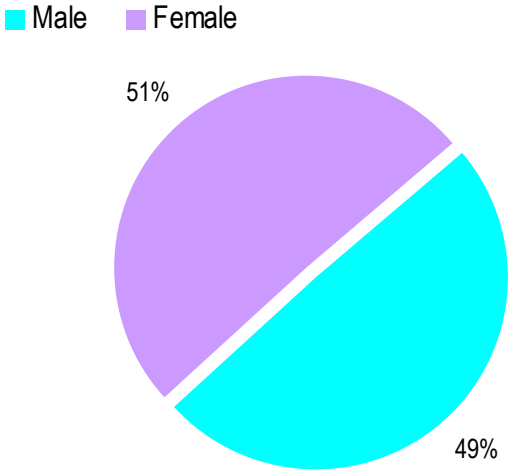
Ethnic group



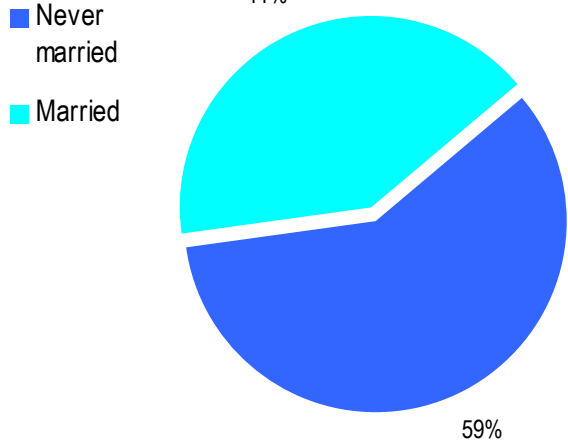
Setting



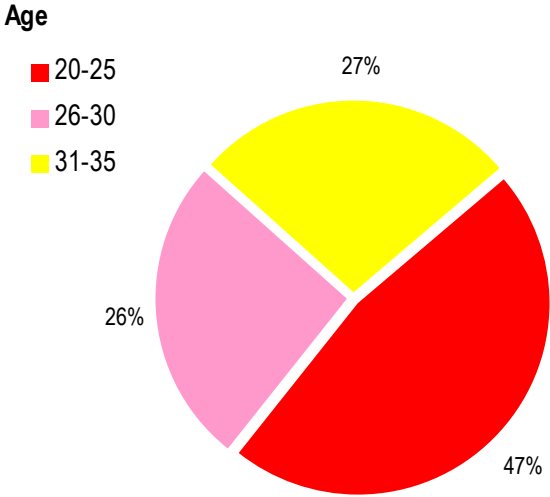
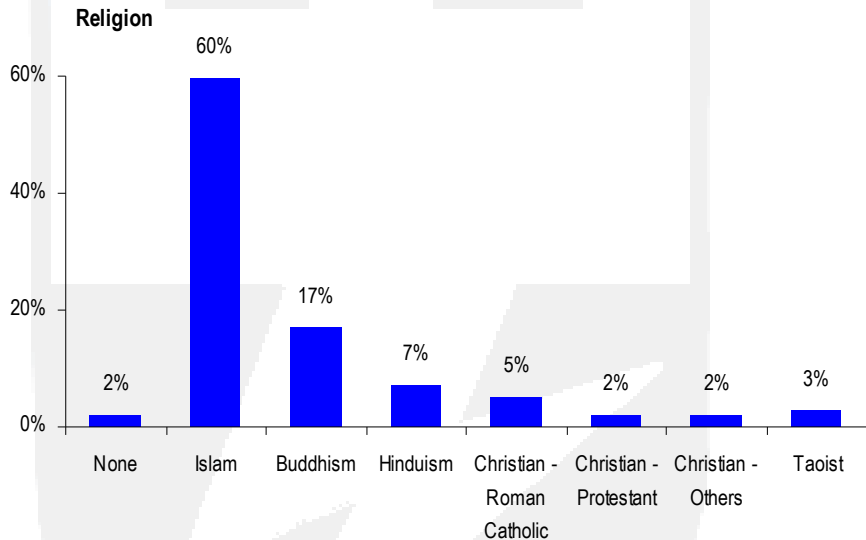
Gender



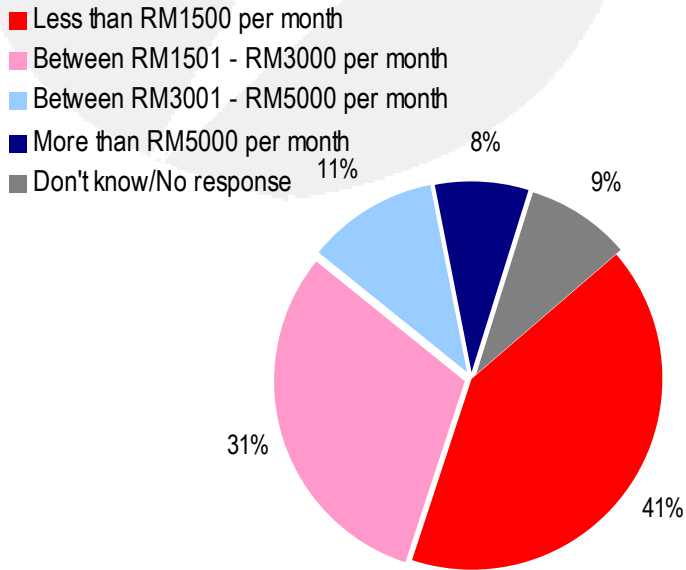
Marital status



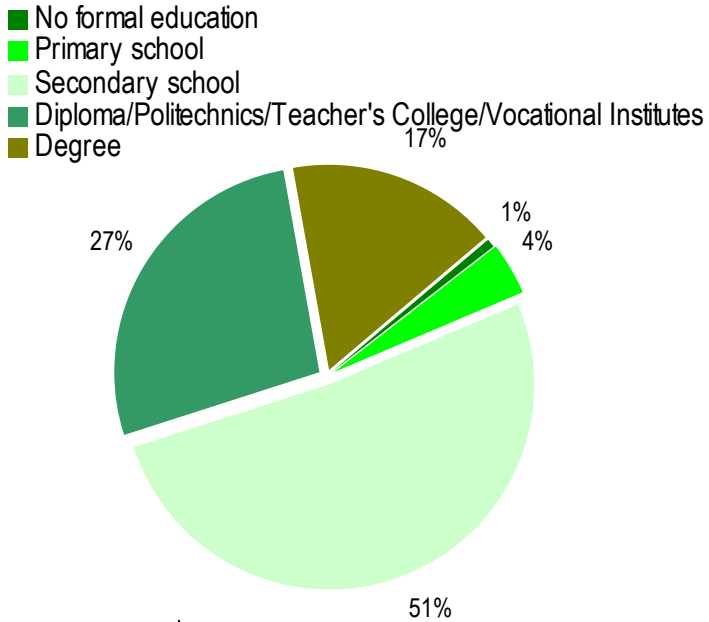
National Youth Survey August 2007



Household income



Level of education





Survey Results **News & Information Access & Consumption**

News Information Access & Consumption

1. Sources of news – respondents get news more frequently from TV (67%), followed by reading newspapers (57%). Respondents listen to radio programs usually for entertainment purposes and percentages of youth accessing the internet for news remains minimal (12%).
2. Areas of interests – respondents pay more attention on entertainment and the least on world politics; perceive the latter as not having any connection to their daily lives.
3. Internet access – While internet access gradually becomes a necessity, 43% polled stated they have no internet access. The situation is more prevalent among those from the lower income groups.
4. Internet is usually used by respondents to search for the latest information, checking emails, seeking job, entertainment and education purposes.
5. 52% stated they have blogs – blogs mainly on personal matters



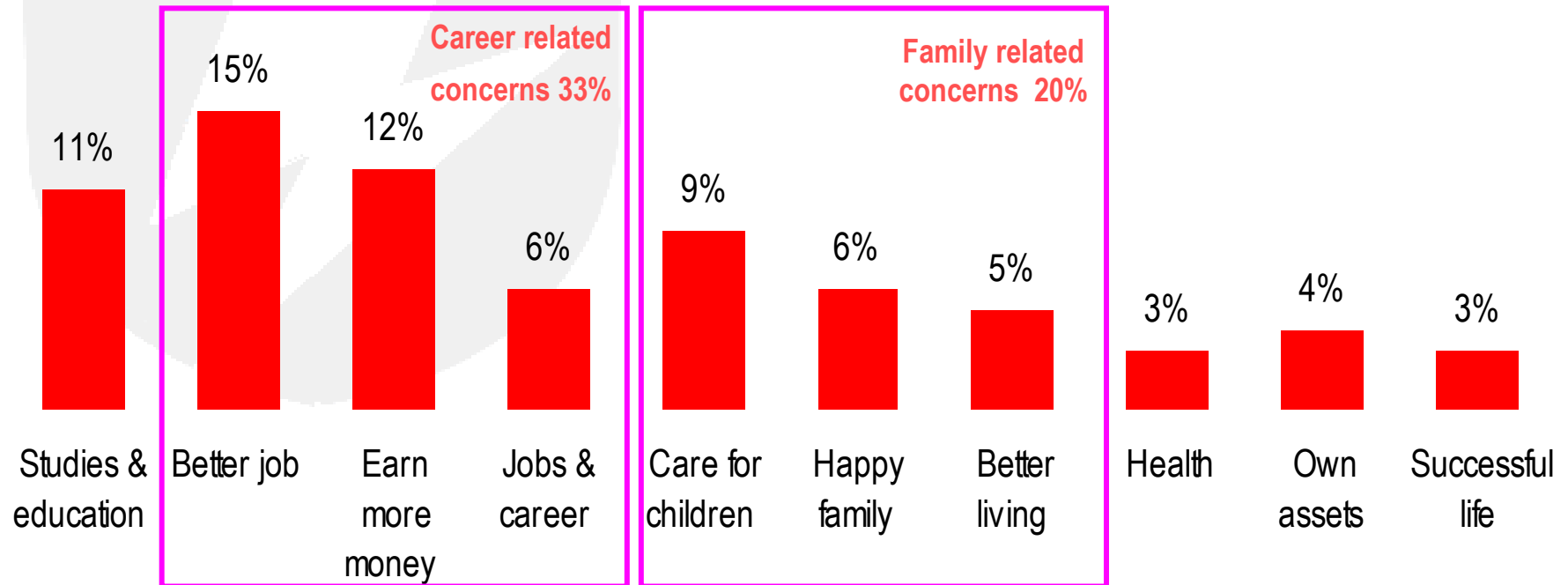
Survey Results Issues & Interests

Issues & Interests

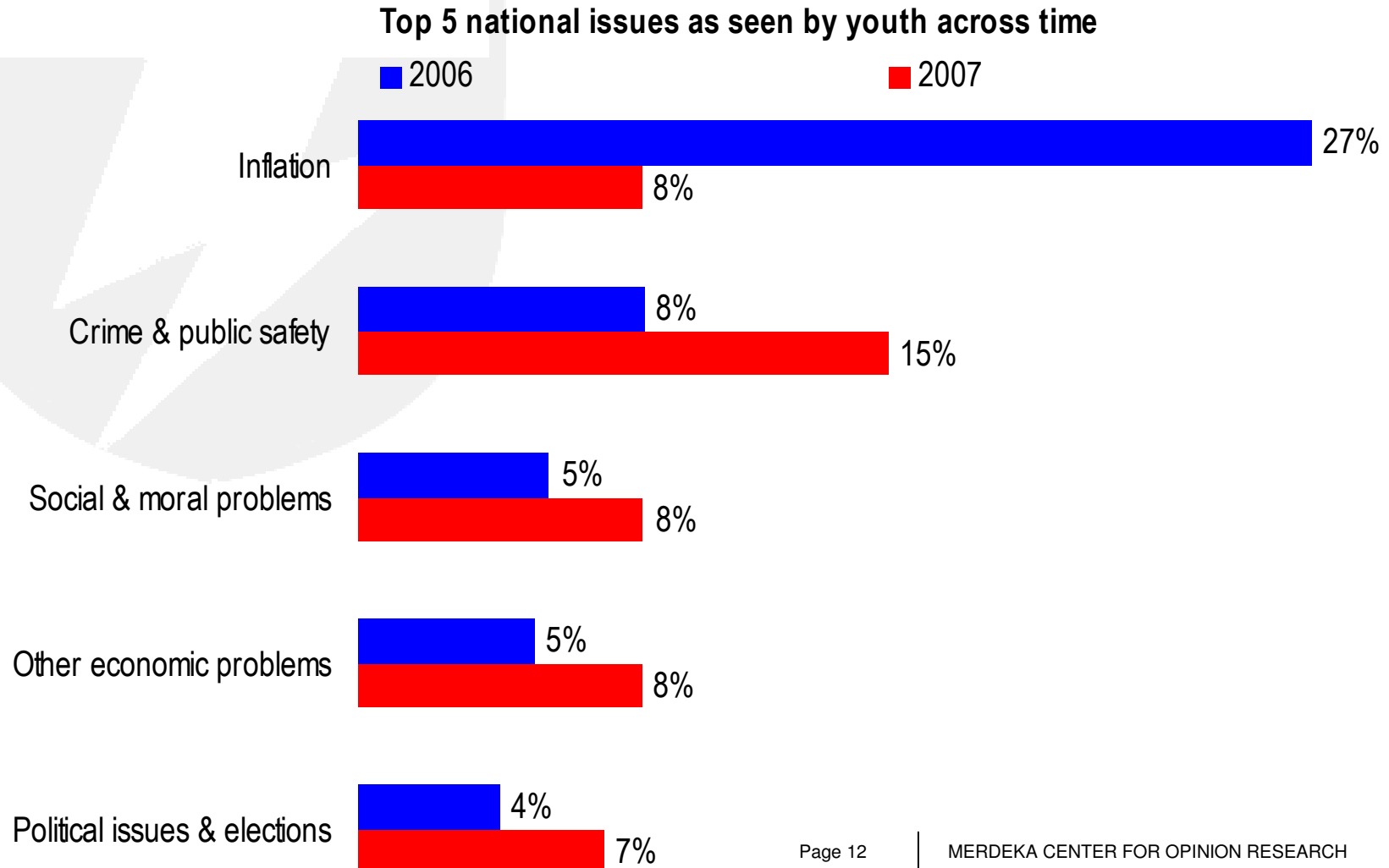
1. Personal concerns of youth resemble that of last year, mainly revolves around **career, education, family and earning more money.**
2. **Crime and public safety is the primary concern of youth today** compared last year where more attention was given towards price hike. The scenario is reflected by other polls conducted by Merdeka Center where incidences of crime have been in the limelight since May 2007.
3. **The economy was chosen as the top most concern**, followed by social problems which many youth found that it has inflicted their peers.
4. Only 1% youth cited celebrity and personalities as the most concerned issue. Which goes to show that while more youth follow entertainment news closely, they can differentiate between news that are important and information that are less important.

Q7. What is your biggest personal concern at this point in time? / Apakah perkara yang terpenting bagi anda pada masa ini?

Top 10 personal concerns of youth in 2007 (as of Aug 07)



Q8. What is the most important issue facing Malaysia right now? In what specific way are you concerned about the issue? / Apakah isu yang terpenting di Malaysia pada masa kini? Sejauh manakah anda bimbang tentang isu tersebut?



Q11. I am going to read you a list of issues that people talk about. Can you tell me which two of the following most concern you? / Saya akan bacakan beberapa isu yang menjadi topik perbualan orang ramai. Sila pilih dua perkara yang paling anda ambil berat.

Issues youth were most concerned about

| | 1 st concern | 2 nd concern |
|---------------------------------|-------------------------|-------------------------|
| The economy | 31% | 6% |
| The environment | 16% | 10% |
| Social problem | 25% | 21% |
| Job opportunities | 10% | 14% |
| Ethnic & religious issues | 4% | 13% |
| Corruption | 4% | 10% |
| Performance of Malaysian sports | 4% | 7% |
| Celebrities and personalities | 1% | 3% |
| World politics | 1% | 2% |
| National politics | 3% | 9% |

Q12. Of the following items that will be debated in the upcoming elections I am going to tell you, please tell me which two of the following you feel most concerned about: / Berikut adalah beberapa perkara yang bakal menjadi isu pada pilihanraya akan datang. Sila pilih dua perkara yang anda paling ambil berat:

Things youth will look out for in the elections

| | 1 st concern | 2 nd concern |
|---|-------------------------|-------------------------|
| Fulfillment of the government's promises | 20% | 4% |
| State of the national economy | 28% | 9% |
| Ethnic peace and relations | 14% | 10% |
| The education system | 15% | 15% |
| Implementation of programs to assist Malays | 4% | 9% |
| Primacy of Islam in Malaysia | 6% | 17% |
| Primacy of Malays in Malaysia | 2% | 9% |
| Religious freedom | 2% | 6% |
| Ethnic equality | 3% | 14% |
| Islamization in Malaysia | | 2% |



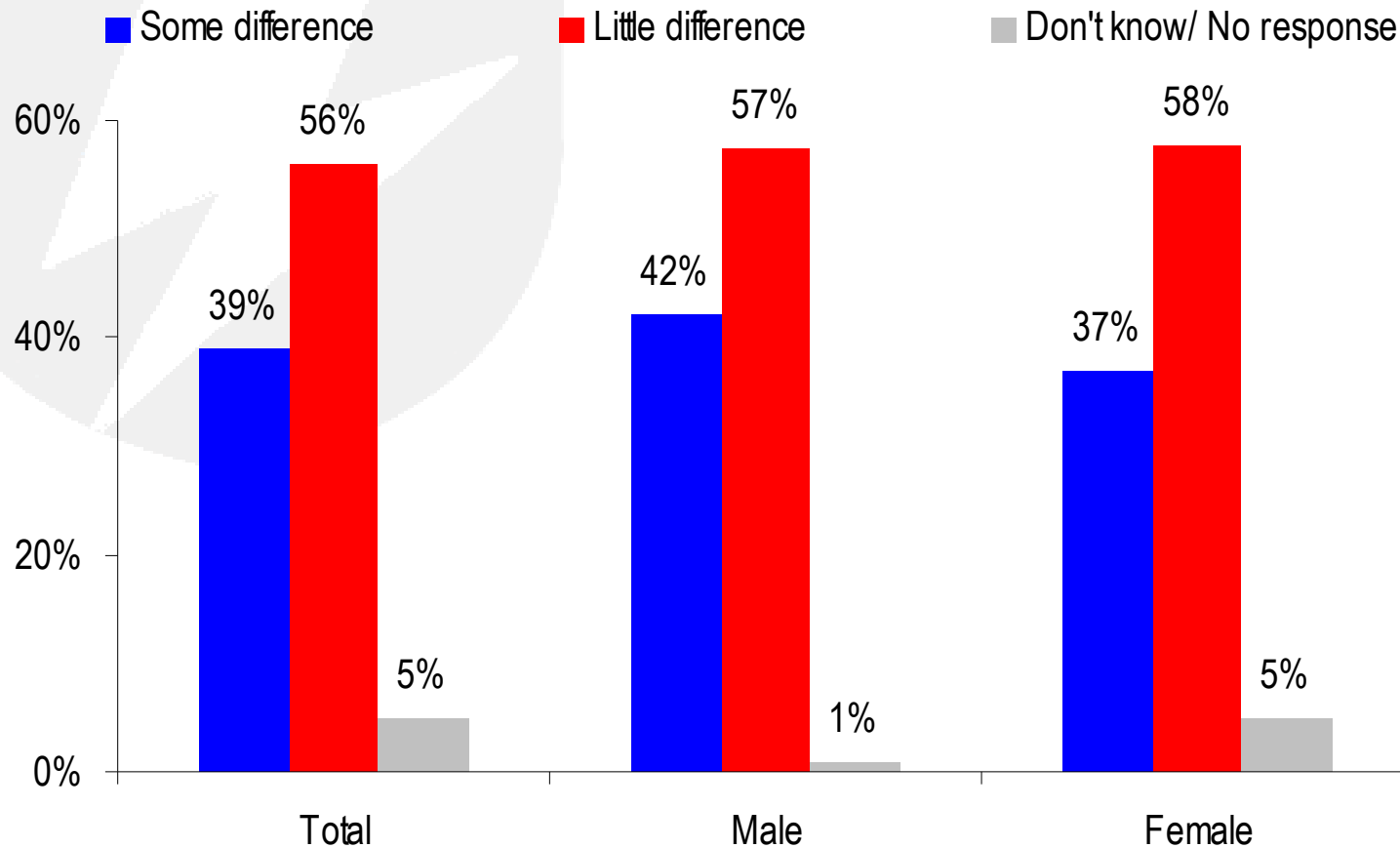
Survey Results **Participation in Civil Society & Community Development Activities**

Participation in Civil Society & Community Development Activities

1. Survey shows youth are not into the idea of engaging themselves in the community as only 39% feel that they can some difference in solving problems in their respective communities.
2. Looking at participation in civil society, only 23% claimed they join groups or organizations. Youth from the Malay/ Muslim-Bumiputera community are most active in terms of participating in organizations.
3. Among those who join organizations, 21% claimed there are members of political parties, followed by major youth association 15% and resident association with 9%.
4. Nevertheless, majority of youth think that the government do pay attention towards the concerns of youth today.
5. Majority of youth agreed in the survey that government decisions do have significant impact in their daily lives.

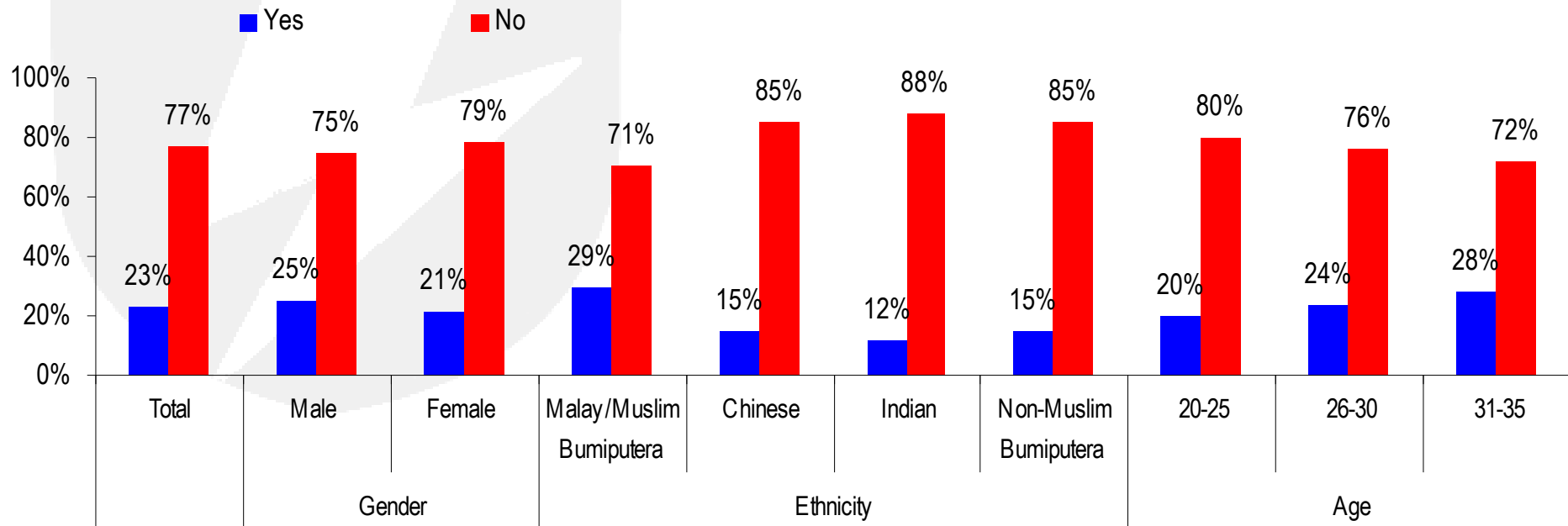
Q9. Thinking about the problems you see in your community, how much difference do you think you can make in solving the problem? / Jika melihat masalah yang berlaku dalam masyarakat anda, adakah anda mampu untuk menyelesaikan masalah itu?

How much difference can you make in solving problems of local community?



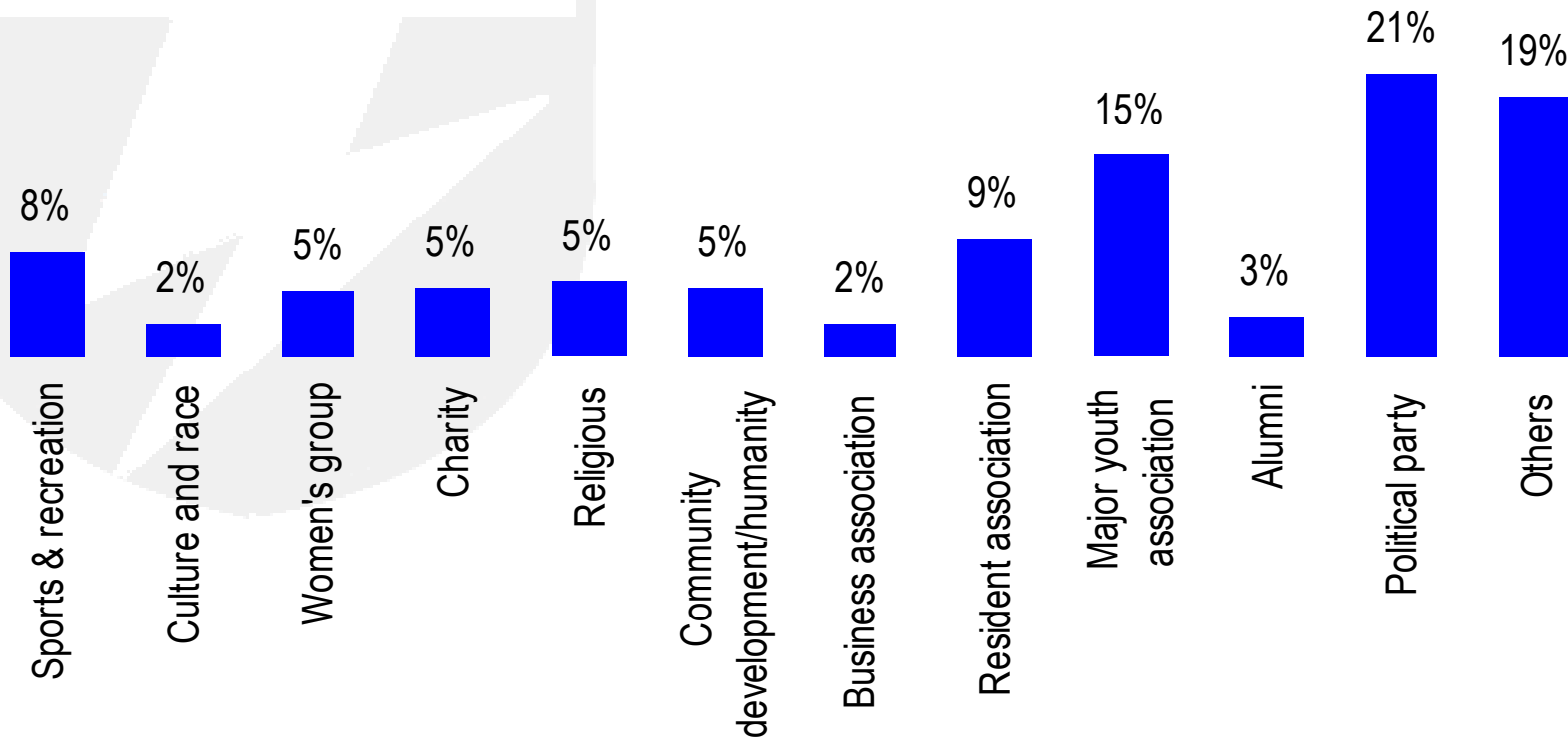
Q10. Are you an member of any groups/organizations? / Adakah anda seorang ahli aktif kepada mana-mana pertubuhan?

Are you a member of any groups/ organizations?



Q10A. What kind of group do you belong to? / Apakah nama pertubuhan tersebut?

Membership of youth who belong to groups





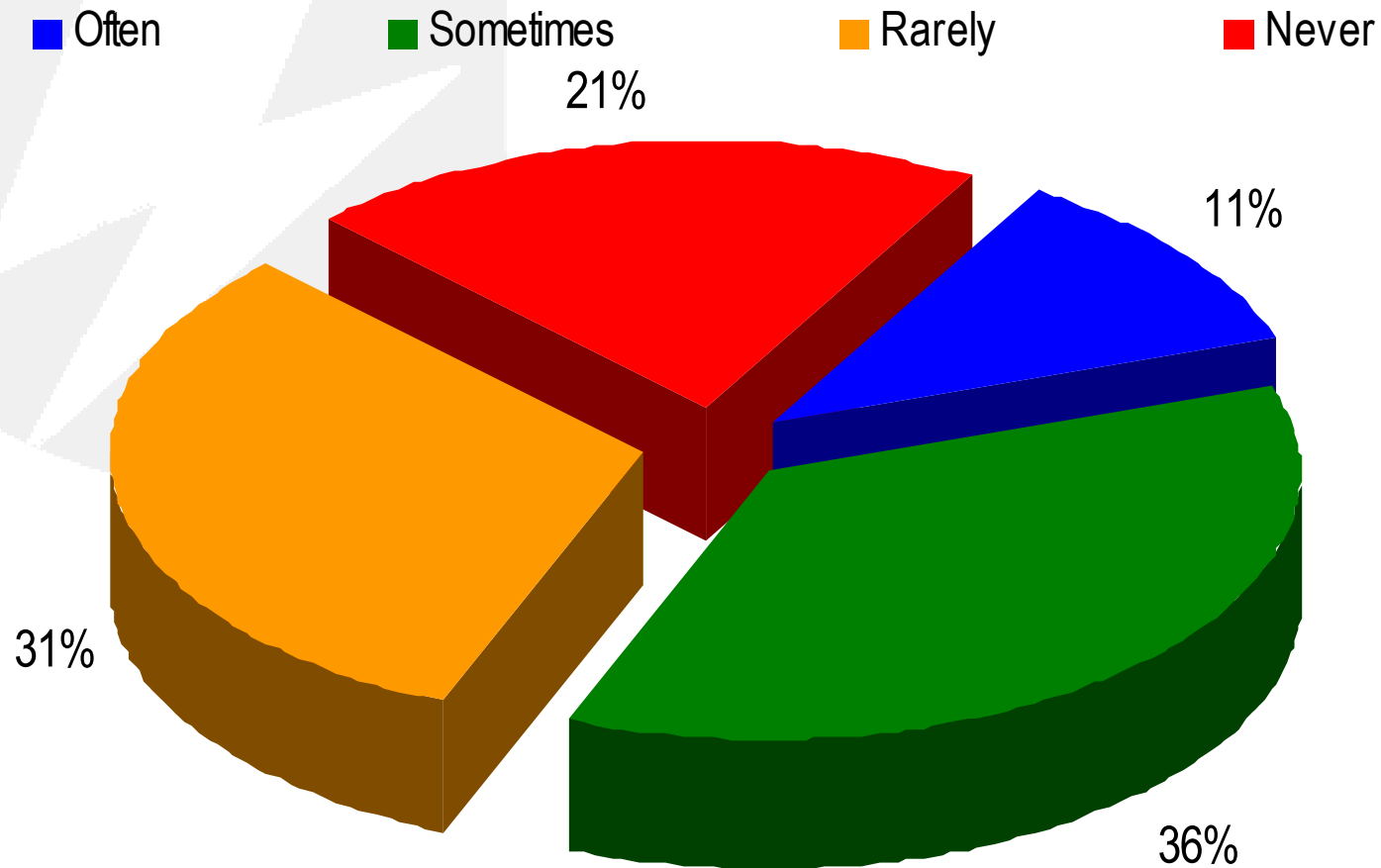
Survey Results Attitudes toward Elections & Voting

Attitudes toward Elections & Voting

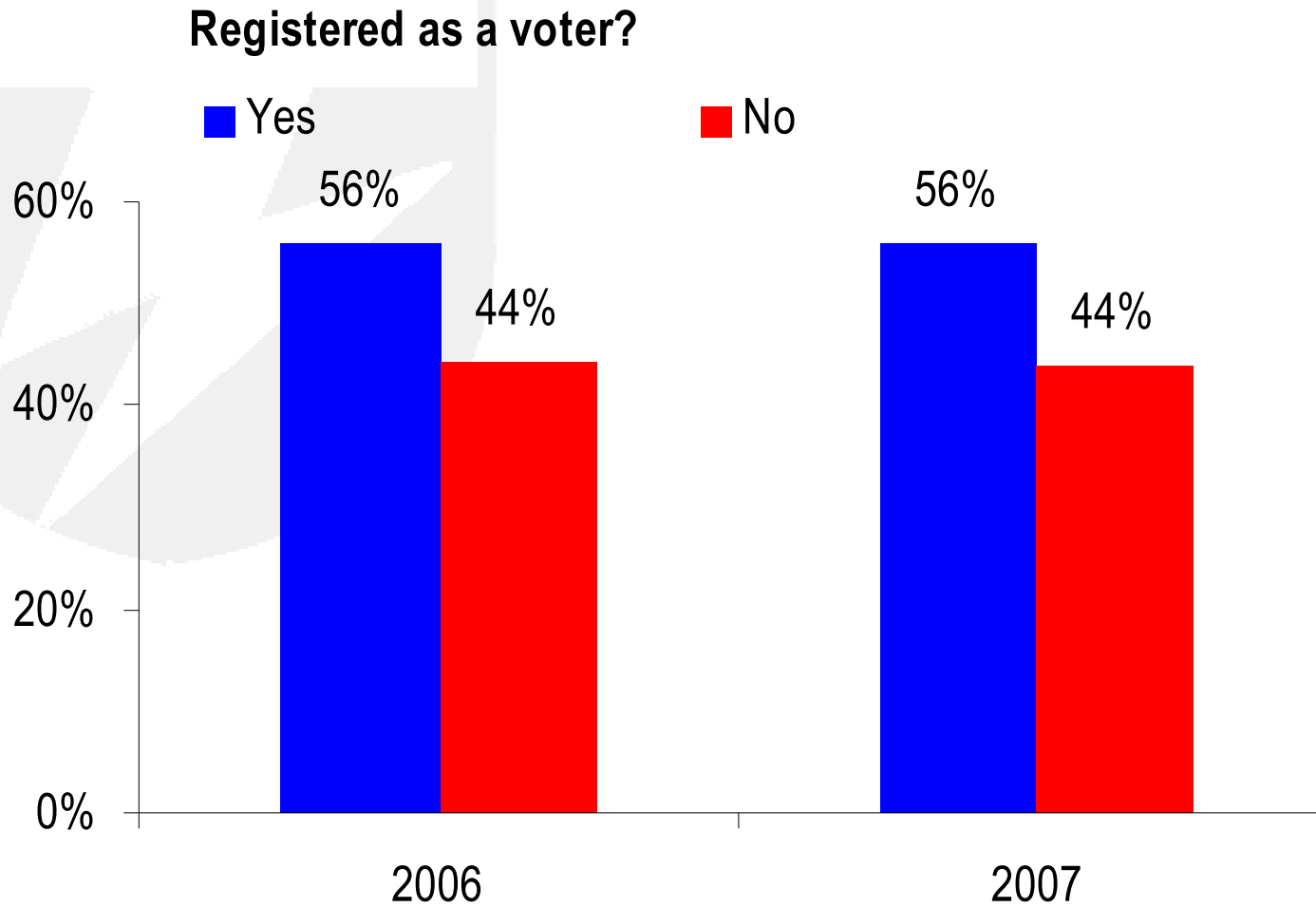
1. 47% youth claimed they discuss about current issues and government policies with friends or family.
2. 56% polled said they are registered while 44% have yet to register themselves. It is encouraging to find that 36% among those who have not registered justified that they were still below the voting age. However another 29% cited they have not the time to register.
3. Among non-registered voters, 57% knew where to register as a voter.
4. 53% young voters admitted their voting choices resemble that of their parents.
5. It is universally acknowledge that voting in elections is important and 80% youth felt that their votes could make a difference in influencing the government. As found out in focus groups, respondents felt that voting is instrumental near election time.
6. Majority of young registered voters see themselves voters come election time while another 20% would vote and observe elections, and 14% would do more during elections such as campaigning for the candidate of their choice or join a monitoring body.

Q14. How frequently do you discuss government policies and current issues with your family members/ friends/ schoolmates or colleagues? / Berapa kerapkah anda berbincang tentang dasar kerajaan dan isu semasa dengan ahli keluarga/ rakan/ rakan sekolah atau sekerja

Frequency in discussing current issues and government policies

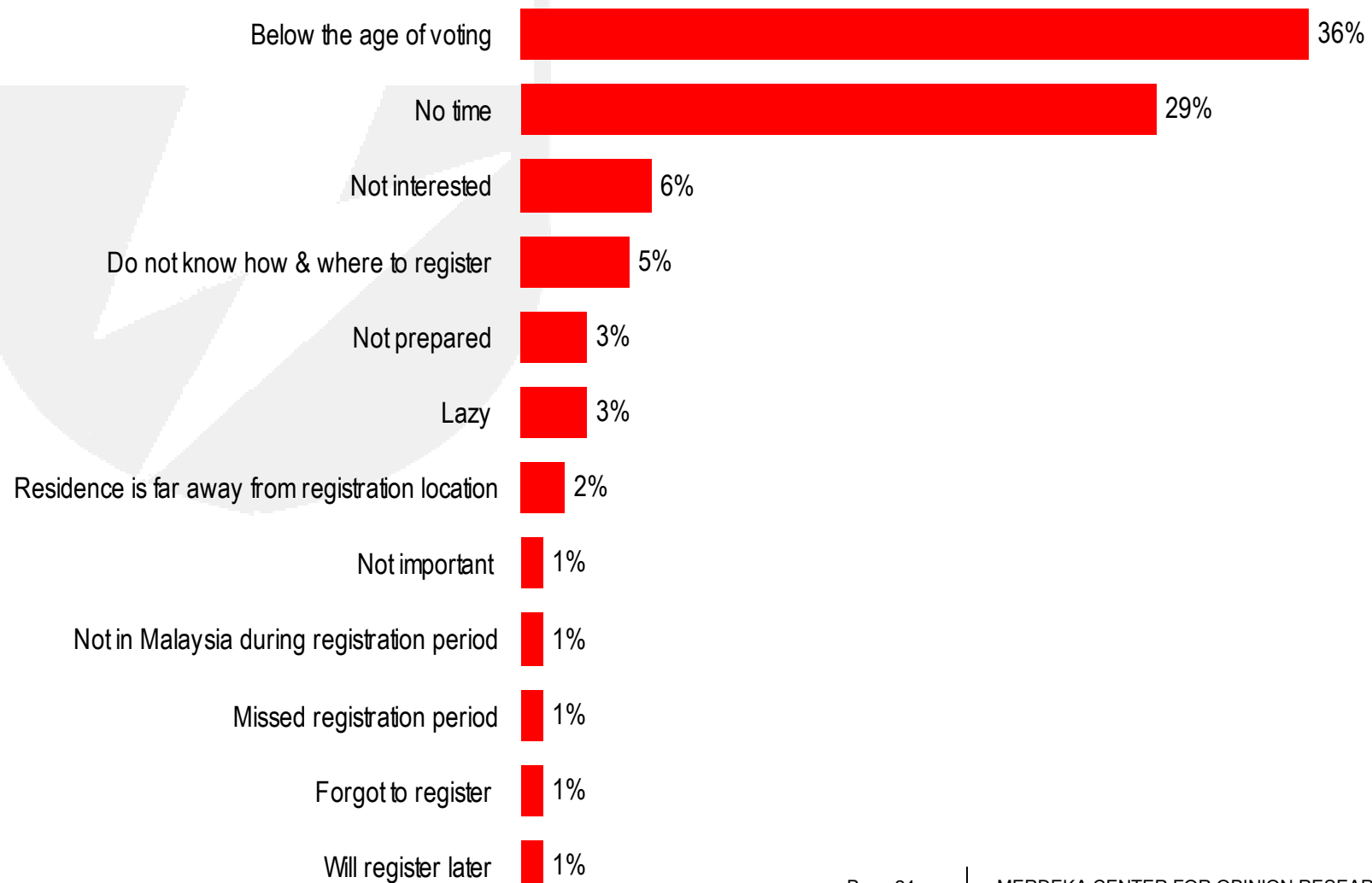


Q15. Are you a registered voter? / Adakah anda seorang pengundi berdaftar?



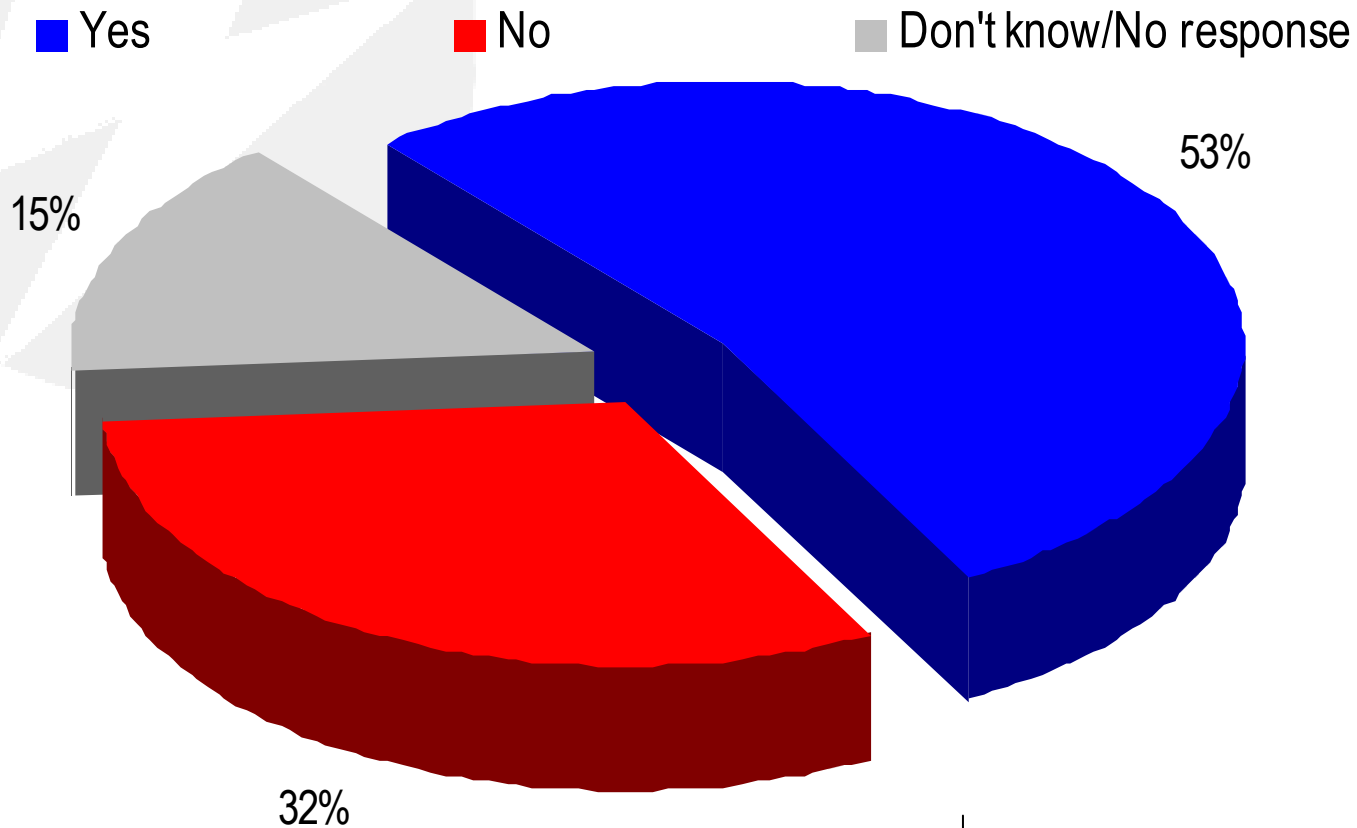
Q22. Please tell me why you have not registered as a voter. / Mengapakah anda belum mendaftar sebagai pengundi?

The reasons for not registered as a voter (For those who are not registered voters)



Q18. Is your voting choice resembles that of your parents? (For those who are registered voter) /
Adakah pilihan anda menyamai pilihan ibubapa anda semasa pilihanraya? (Bagi mereka yang
merupakan pengundi berdaftar)

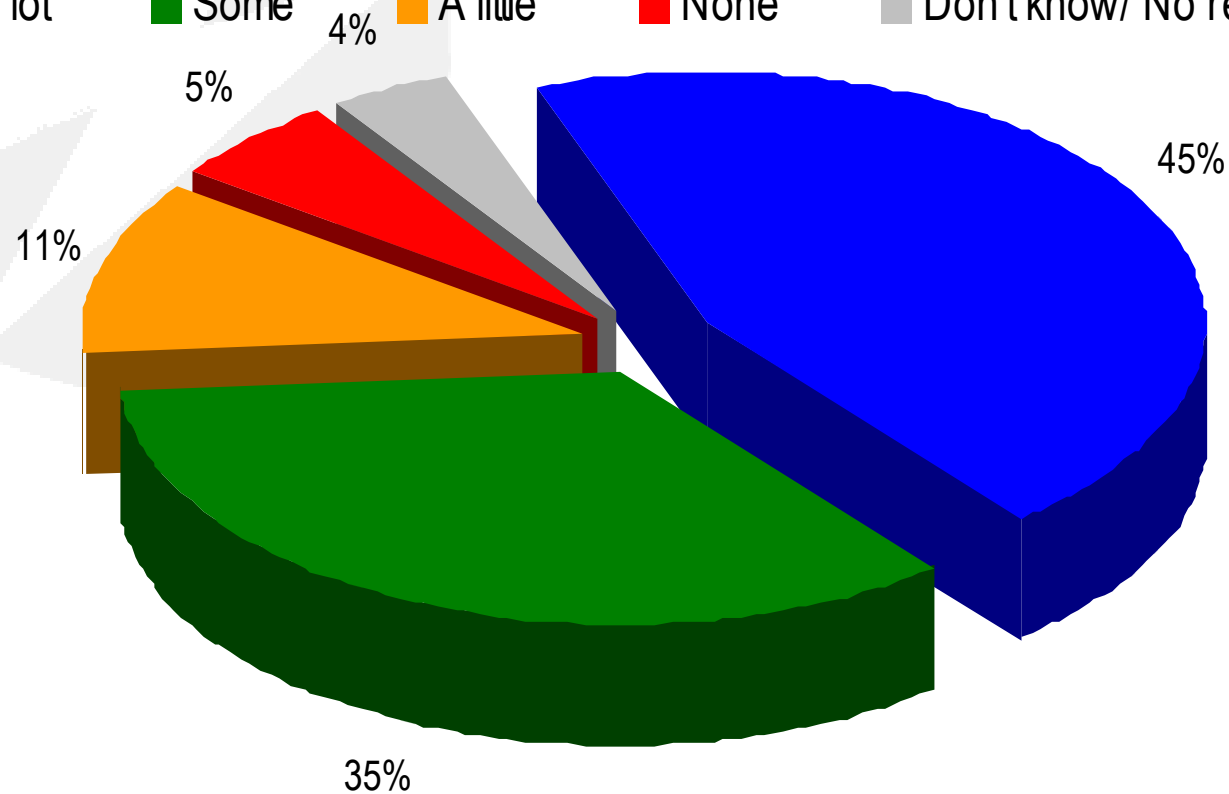
**Does your voting choices resemble that of your parents?
(For those who are registered voters)**



Q20. How much of a difference do you think your vote makes in influencing the government? (For those who are registered voter) / Sejauh manakah undi anda boleh mempengaruhi apa yang dilakukan oleh kerajaan? (Bagi mereka yang merupakan pengundi berdaftar)

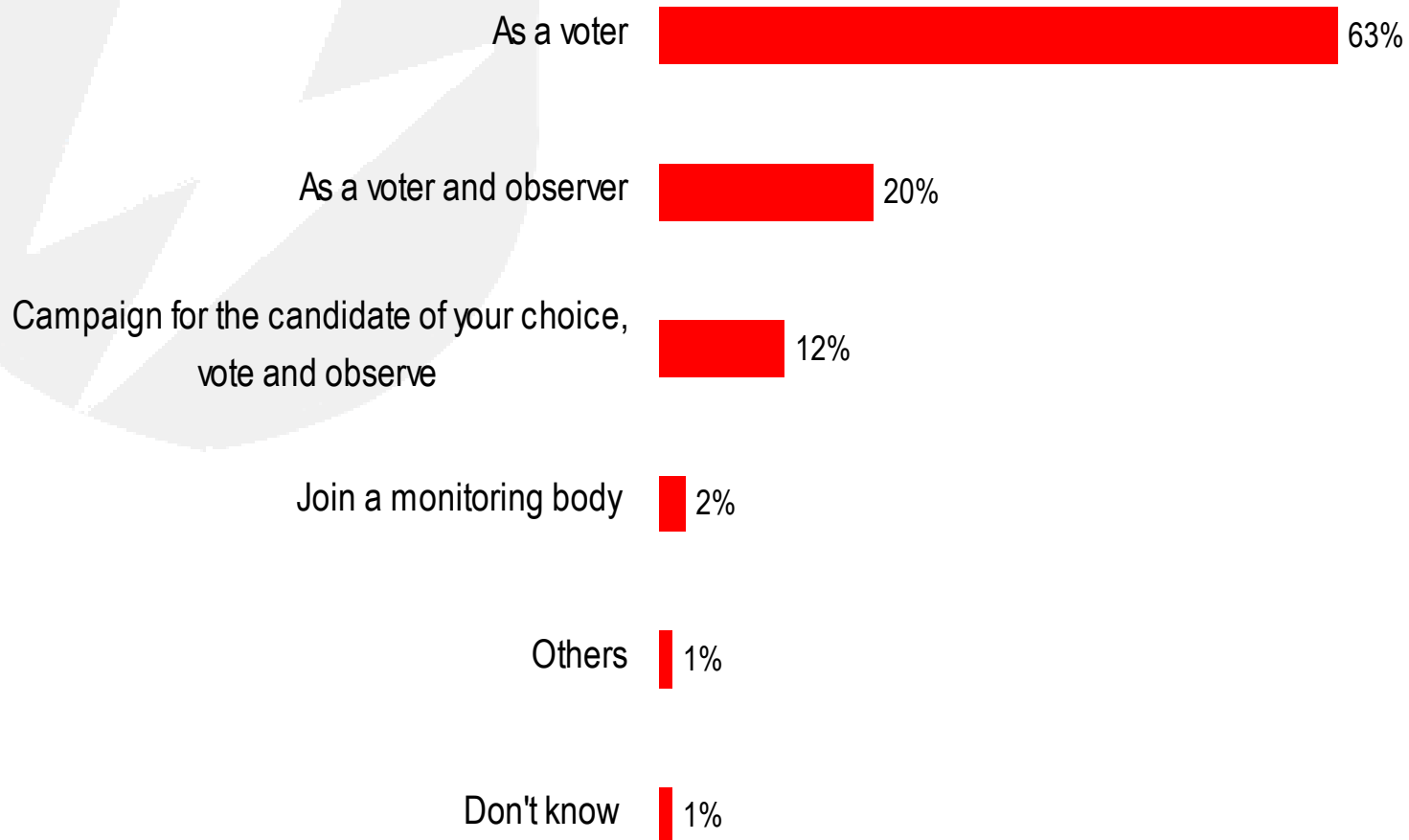
**Perceived influence on government decisions
(For those who are registered voters)**

■ A lot ■ Some ■ A little ■ None ■ Don't know/ No response



Q21. As a citizen, what role do you think you would play during election? (For those who are registered voter) / Sebagai rakyat Malaysia, apakah peranan anda semasa pilihanraya? (Bagi mereka yang merupakan pengundi berdaftar)

Perceived role during election (For those who are registered voters)





Survey Results

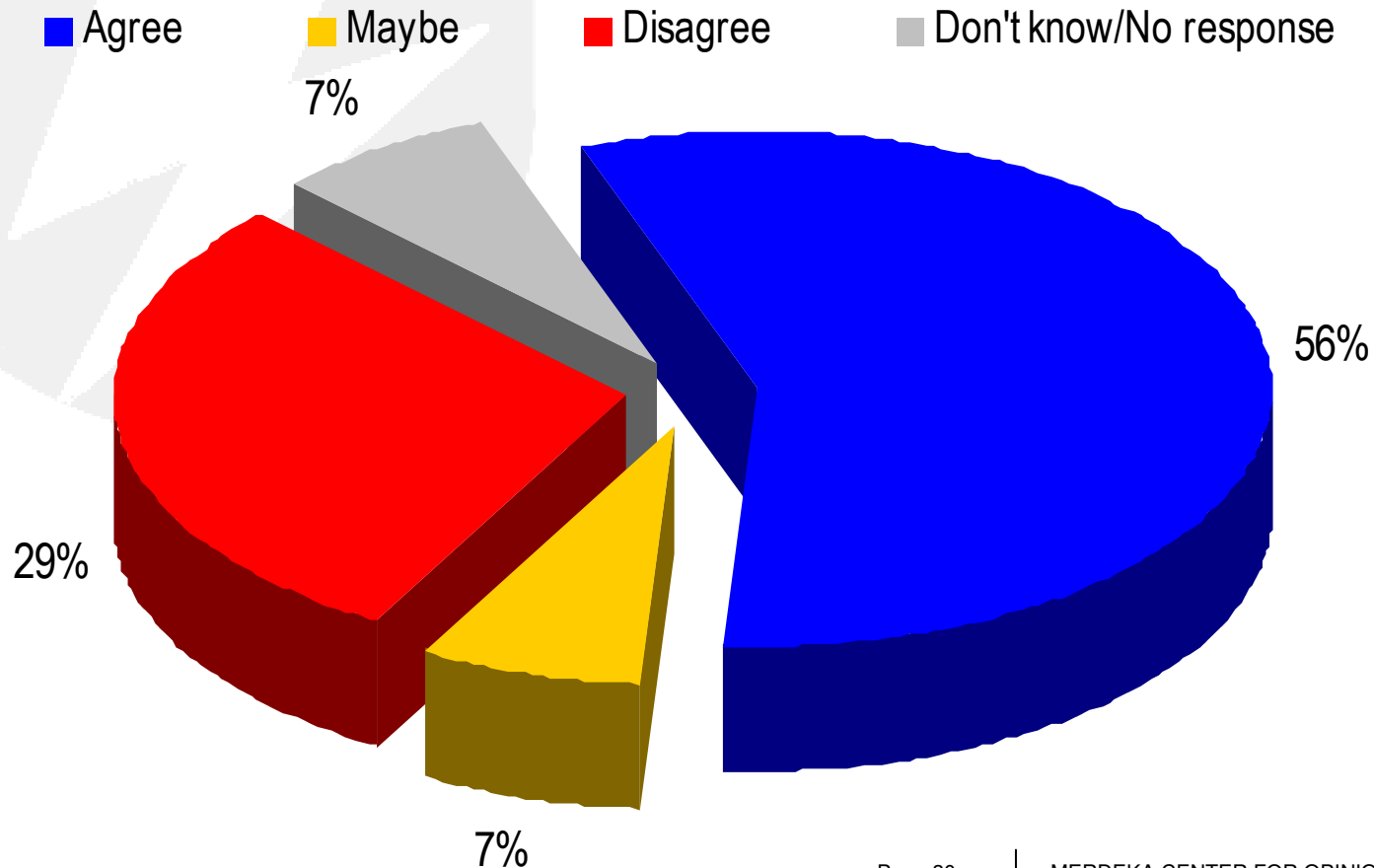
Perception toward Political Parties

Perception toward Political Parties

1. 56% youth thought the parliament needed more opposition. However, more Malay/Muslim Bumiputera and non-Muslim Bumiputera disagreed with the notion compared to their Chinese and Indian counterparts.
2. However, a sense of dichotomy is detected among youth when it comes to the best role suited for the opposition. While most youth may want to see more opposition, 62% youth wanted the opposition to provide check and balance to the government.

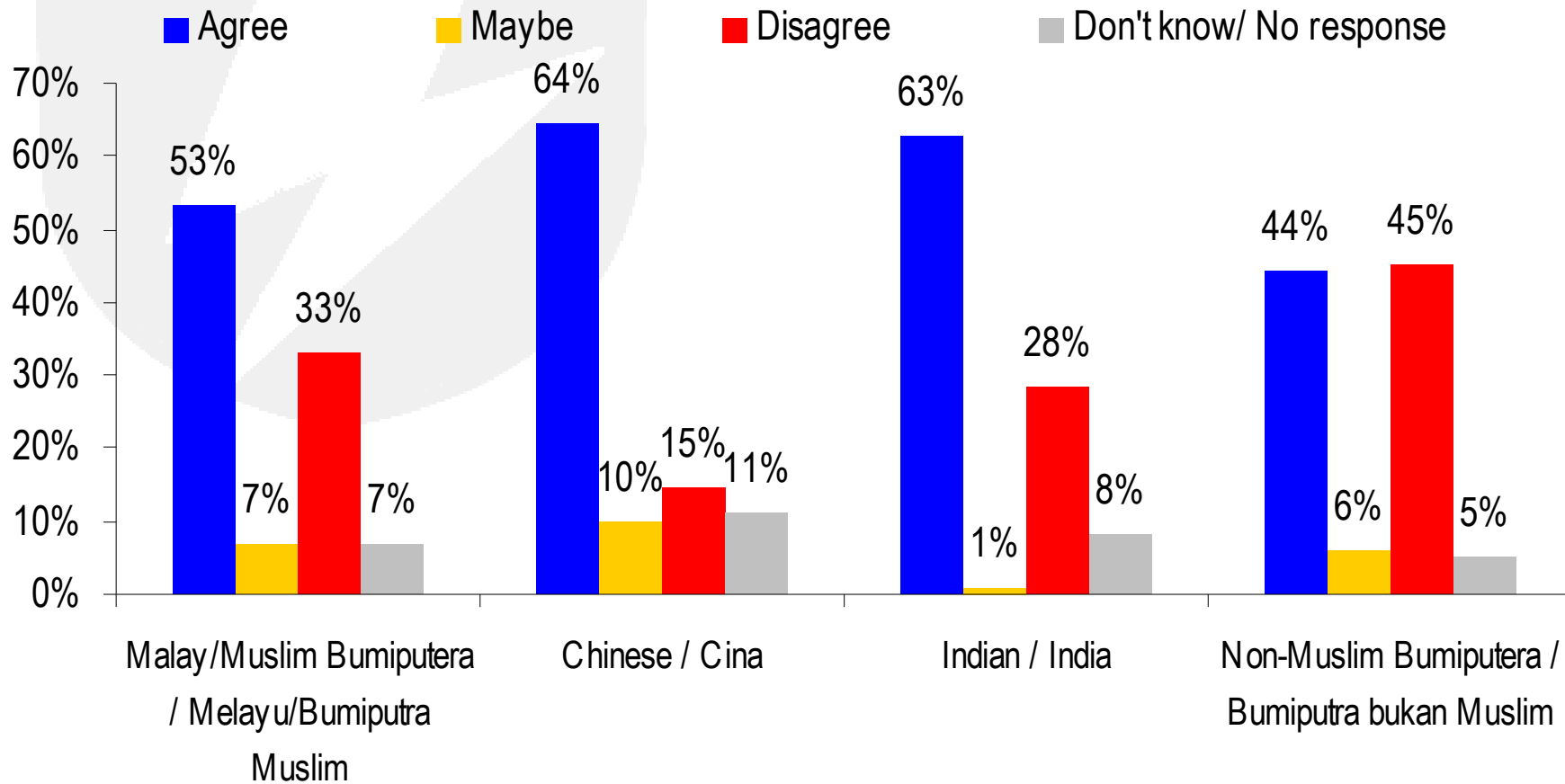
Q26. How strongly do you agree or disagree that there should be more opposition in Parliament now? / Adakah anda setuju atau tidak setuju bahawa Malaysia memerlukan satu barisan pembangkang yang kuat?

Does Parliament now need more opposition?



Q26. How strongly do you agree or disagree that there should be more opposition in Parliament now?
/ Adakah anda setuju atau tidak setuju bahawa Malaysia memerlukan satu barisan pembangkang yang kuat?

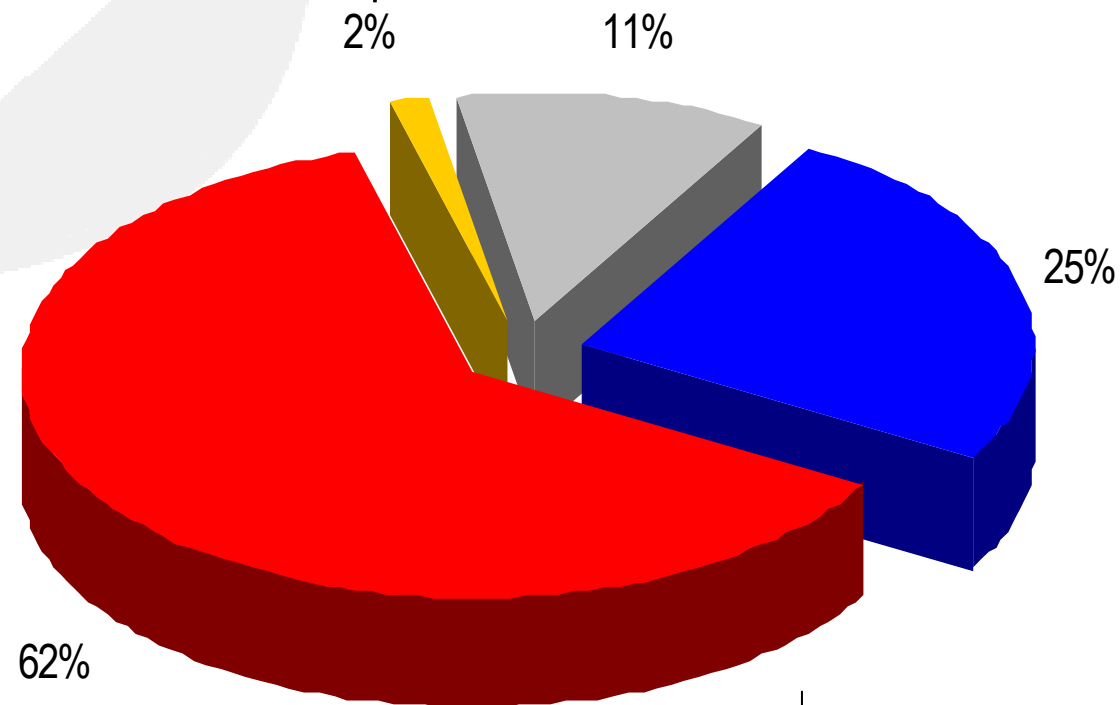
Does Parliament now need more opposition?



Q27. I am going to read you two statements, please tell which of the statement below is the best role suited for the opposition? Saya akan bacakan dua kenyataan, sila nyatakan peranan yang paling sesuai untuk parti pembangkang:

What is the best role suited for the opposition?

- Working towards forming the next government
- To provide check and balance to the government
- Others
- Don't know/No response





Survey Results Attitudes and Perception toward Democracy

Attitudes and Perception toward Democracy Pt. 1

Democratic Values

1. The youth were split in deciding whether open criticisms among political leaders are harmful to the society. Participants of focus groups overall felt that open criticism is a good thing to keep politicians on their toes but some respondents also indicated there are types of criticism that could be made public, such as the fiasco over the sexist “leaking” remarks made by a couple of MPs sometime in May 2007.
2. Generally, 64% youth believed that an individual should sacrifice their personal interests for the country. However, such sentiment is not equally distributed across races. Majority of Chinese youth polled did not agree.
3. Across the board, majority of youth disagree that the most important thing for political leaders is to accomplish their goals even if they have to ignore the established procedure.
4. 53% of youth polled were unwilling to involve themselves in politics. However, majority Malay/ Muslim Bumiputera were more inclined to participate in politics.

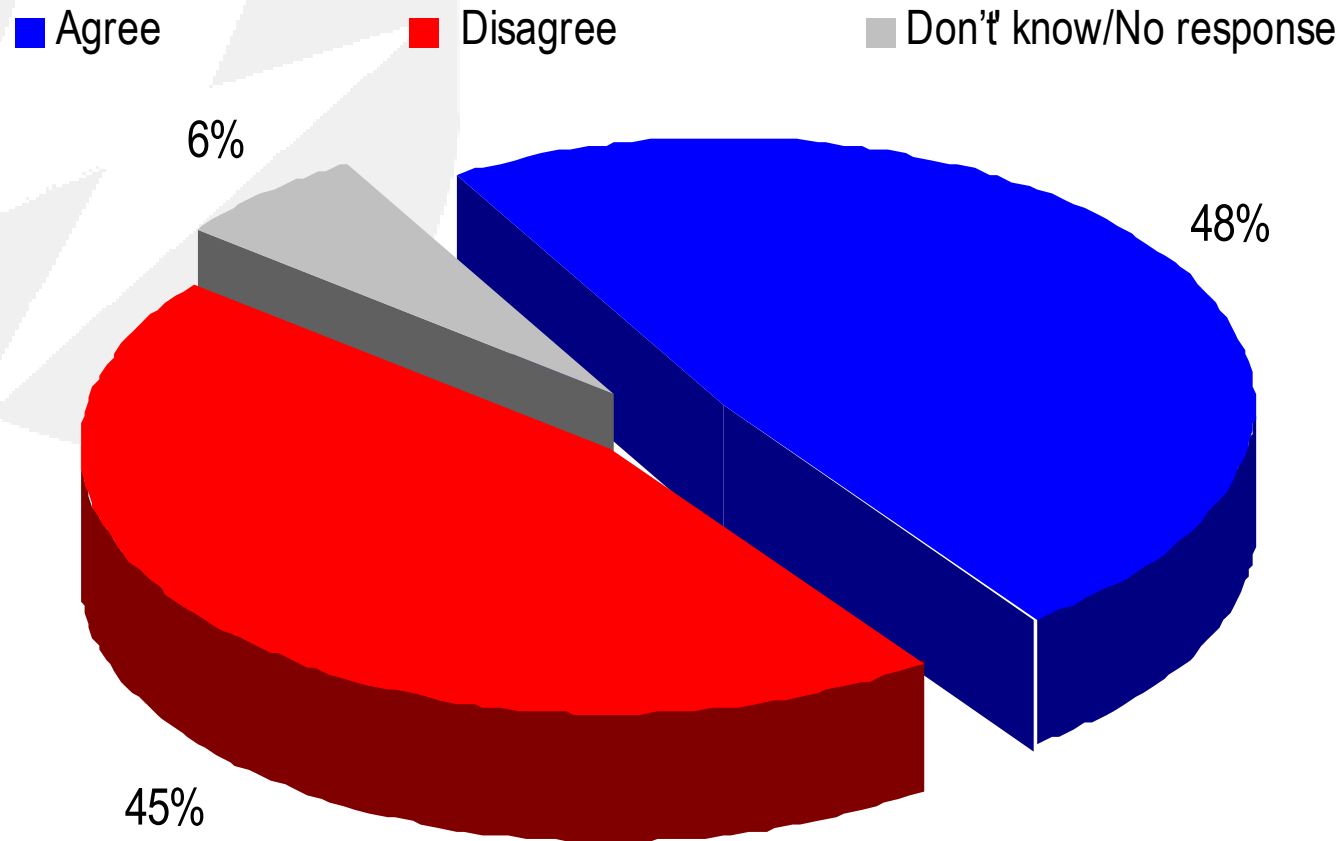
Attitudes and Perception toward Democracy Pt. 2

Quality of governance

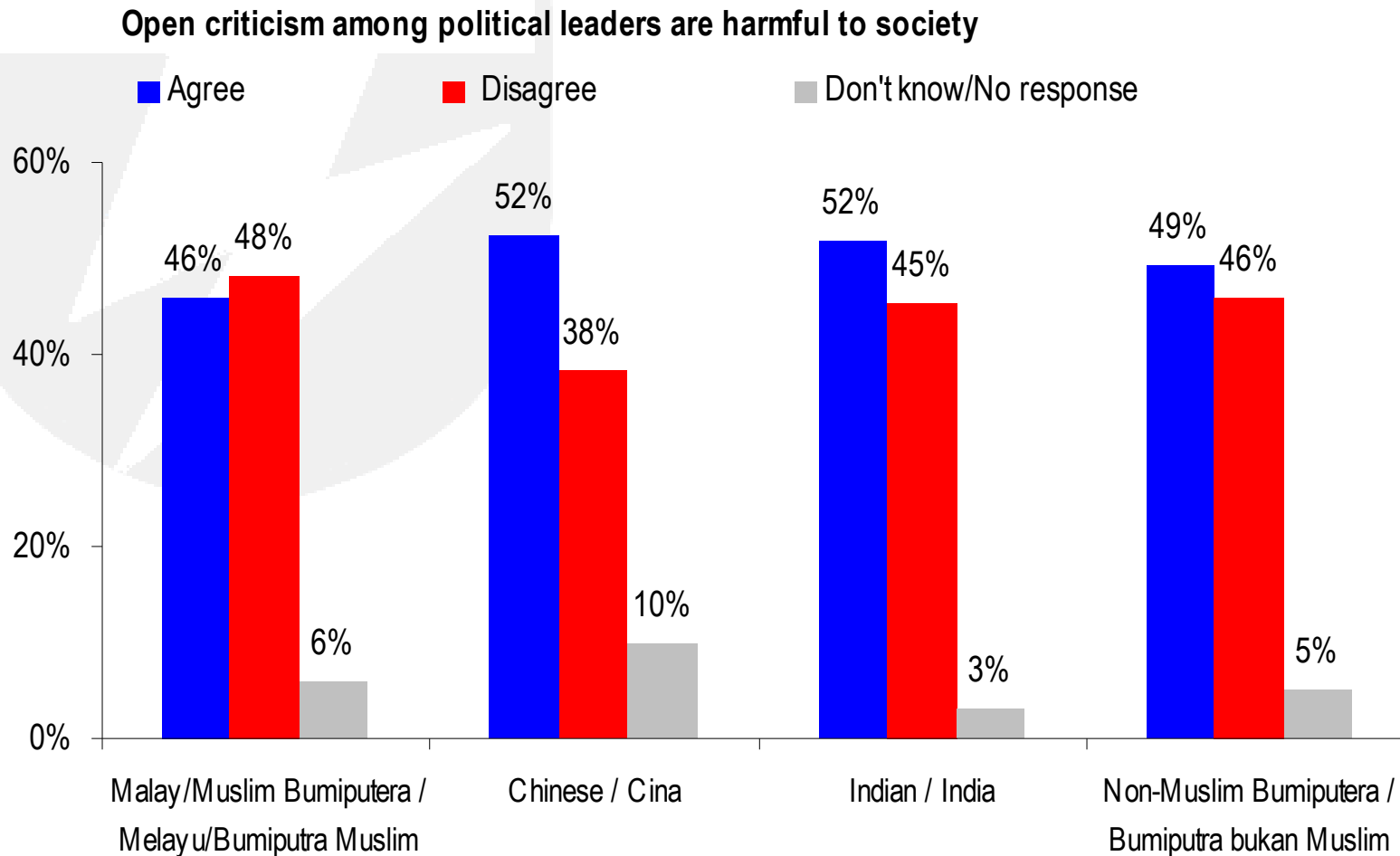
1. 52% agreed that there is little the people can do to hold government responsible between elections. However, Malay/ Muslim Bumiputera youth differed from other respondents when majority of them felt that there are ways to hold the government responsible between elections as more of them knew who their representative and local authorities were.
2. 51% felt the government treats everybody equally. Majority of Malays and Bumiputeras agreed that the government is fair towards everyone while non-Bumiputeras begged to differ.
3. 61% agreed that Malaysians are free to speak their mind without fear and such sentiment is more prevalent among Bumiputeras but half of Chinese youth polled did not agree.
4. Majority youth believed government officials only abide by the law sometimes. Though a shared trait among all races, more Chinese youth felt that government official never abide by the law.
5. Majority of the youth polled believed that only a few are corrupt within the government. While others believed only a few government officials are corrupt, majority Chinese youth thought that majority government officials are corrupt.

Q28A. Please tell me how strongly you agree or disagree with the following statements: Open criticism among political leaders are harmful to society / Sejauh manakah anda setuju atau tidak setuju dengan kenyataan-kenyataan berikut: Kritikan terbuka di antara ahli politik memudaratkan masyarakat

Open criticism among political leaders are harmful to society

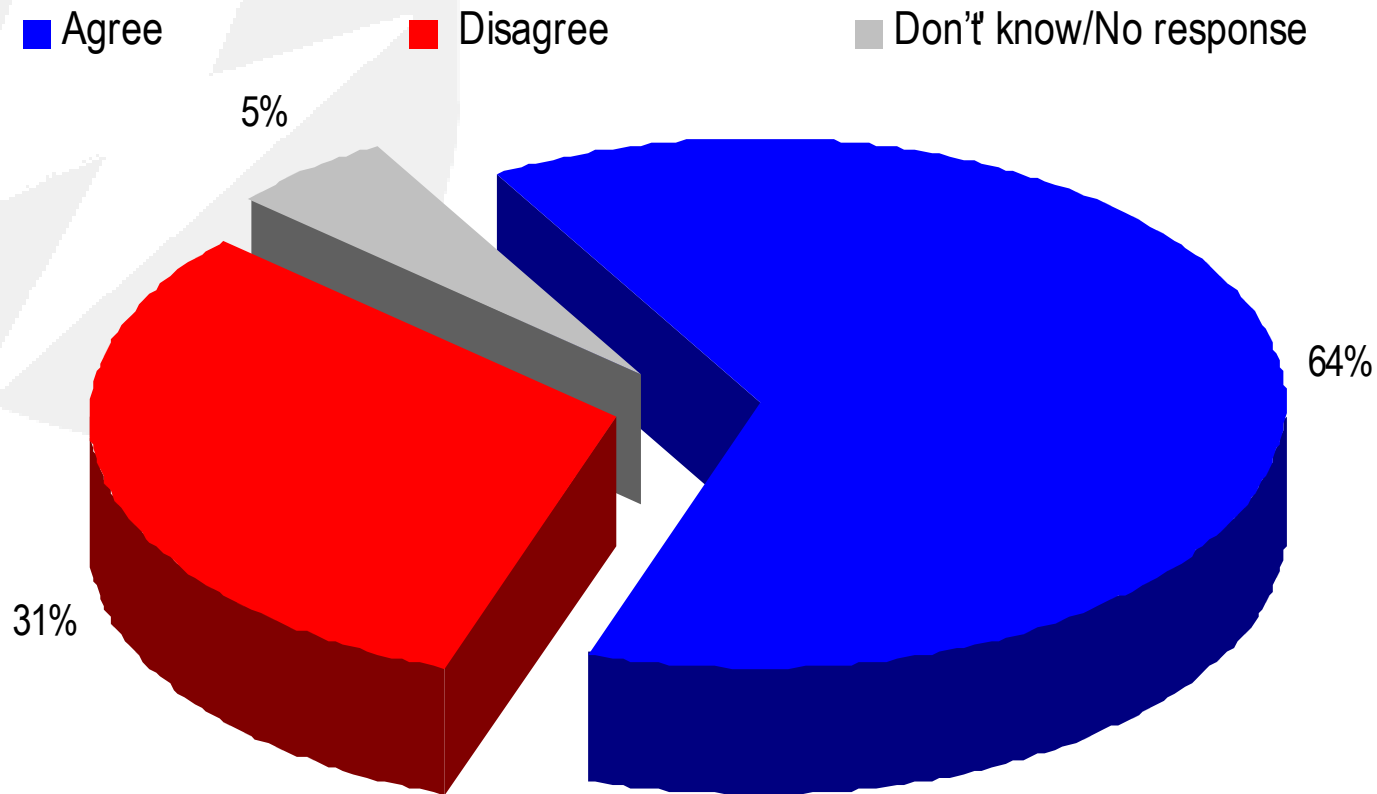


Q28A. Please tell me how strongly you agree or disagree with the following statements: Open criticism among political leaders are harmful to society / Sejauh manakah anda setuju atau tidak setuju dengan kenyataan-kenyataan berikut: Kritik terbuka di antara ahli politik memudaratkan masyarakat



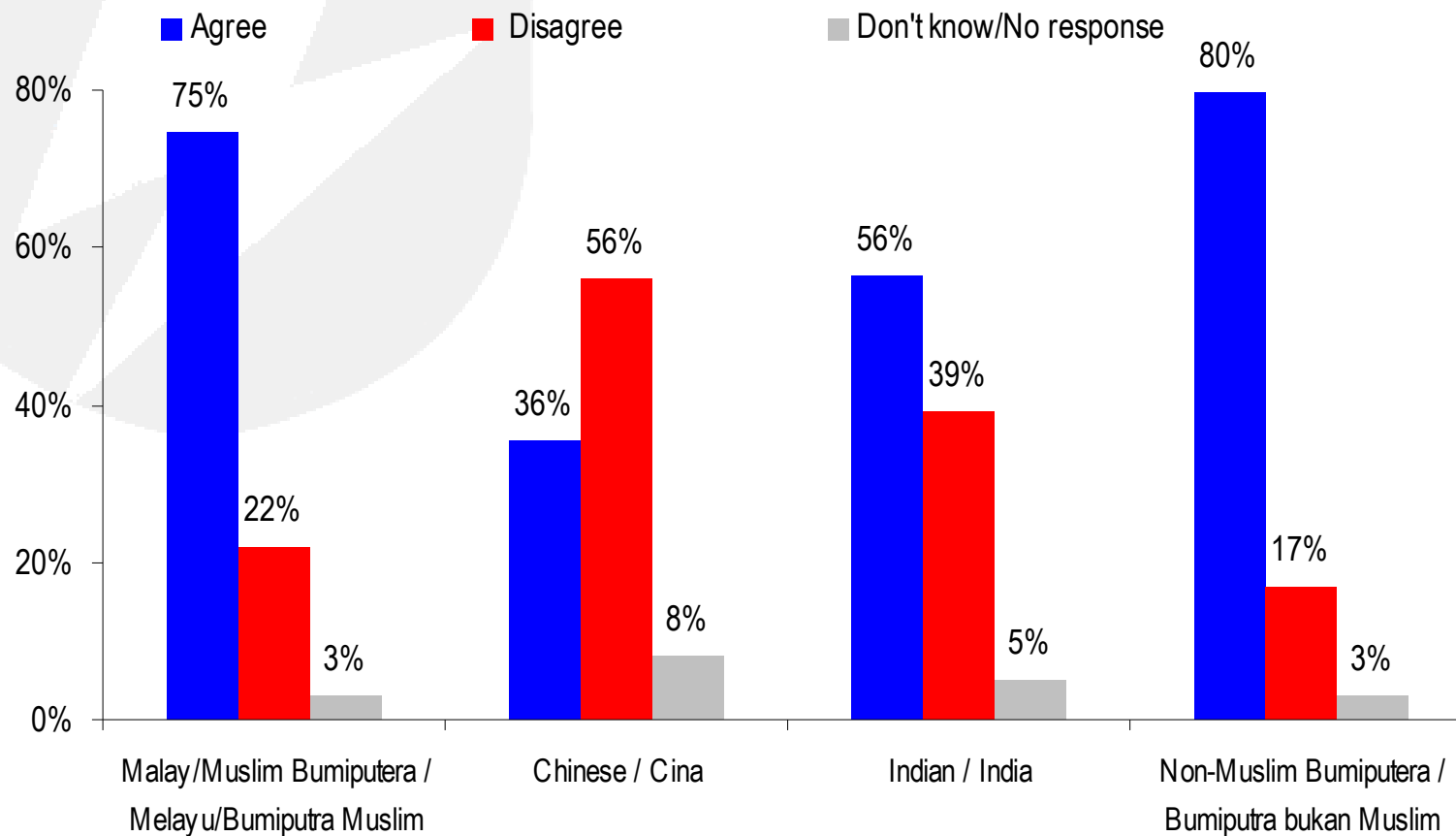
Q28B. Please tell me how strongly you agree or disagree with the following statements: For the sake of the nation, an individual should be prepared to sacrifice his/her personal interest / Se jauh manakah anda setuju atau tidak setuju dengan kenyataan-kenyataan berikut: Seseorang individu patut mengorbankan kepentingan diri demi negara

Should individuals sacrifice their personal interests for country?



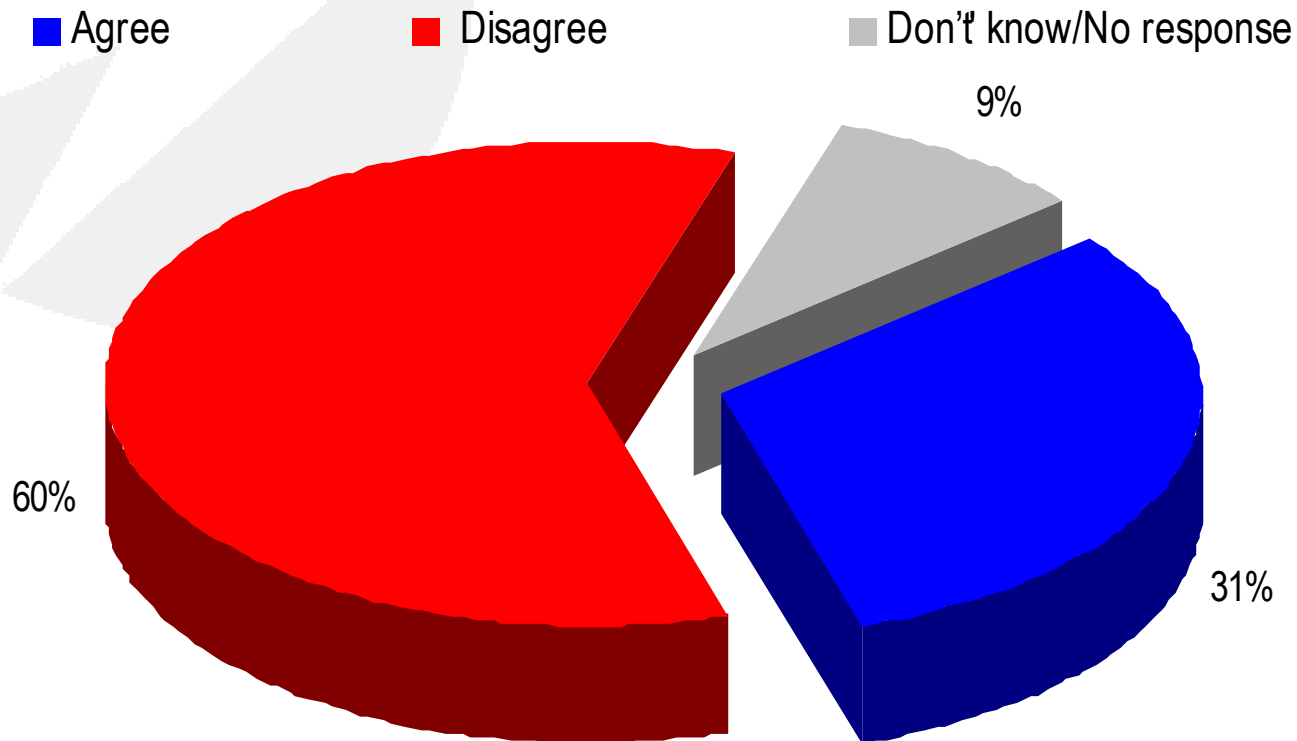
Q28B. Please tell me how strongly you agree or disagree with the following statements: For the sake of the nation, an individual should be prepared to sacrifice his/her personal interest / Sejahtera manakah anda setuju atau tidak setuju dengan kenyataan-kenyataan berikut: Seseorang individu patut mengorbankan kepentingan diri demi negara

Should individuals sacrifice their personal interests for the country?



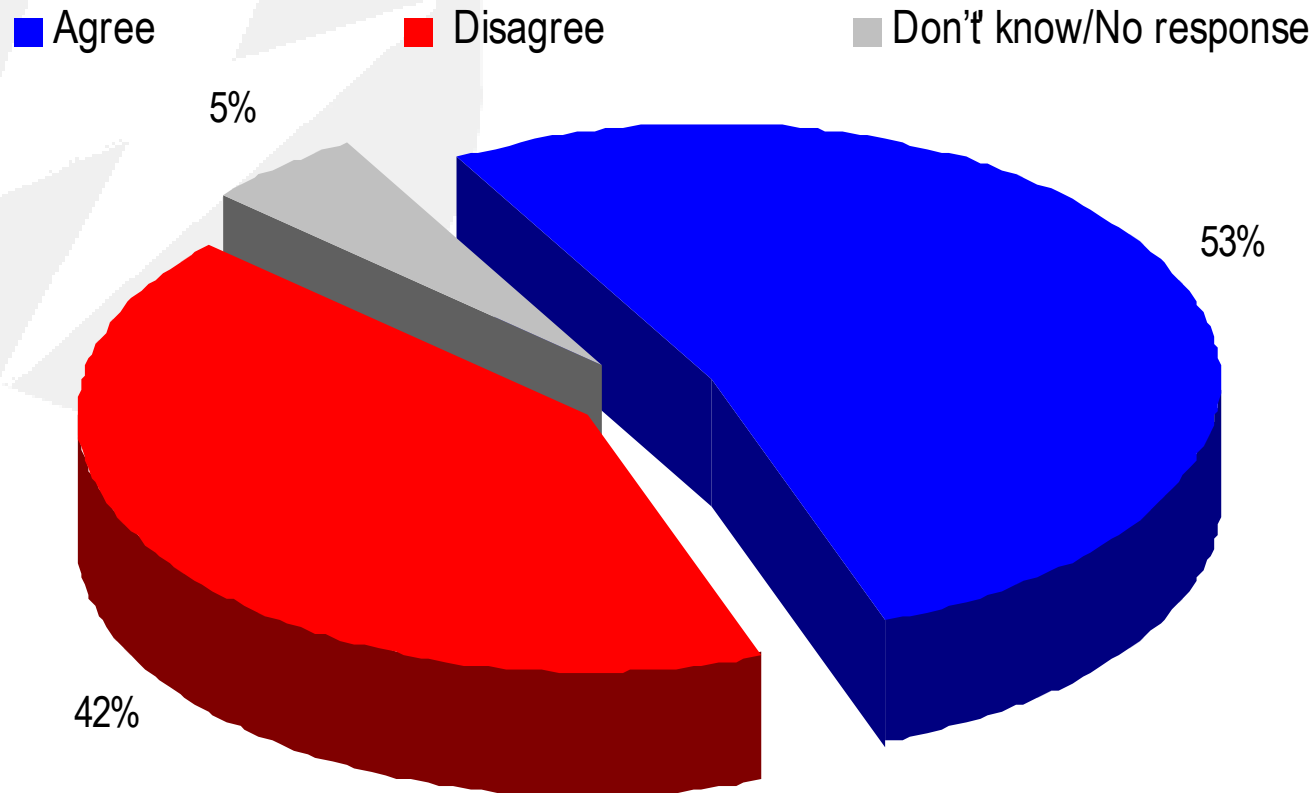
Q28C. Please tell me how strongly you agree or disagree with the following statements: The most important thing for political leaders is to accomplish their goals even if they have to ignore the established procedure / Se jauh manakah anda setuju atau tidak setuju dengan kenyataan-kenyataan berikut: Perkara yang paling penting bagi pemimpin-pemimpin politik adalah untuk mencapai matlamat mereka walaupun terpaksa mengabaikan prosedur yang ditetapkan

The most important thing for political leaders is to accomplish their goals even if they have to ignore the established procedure



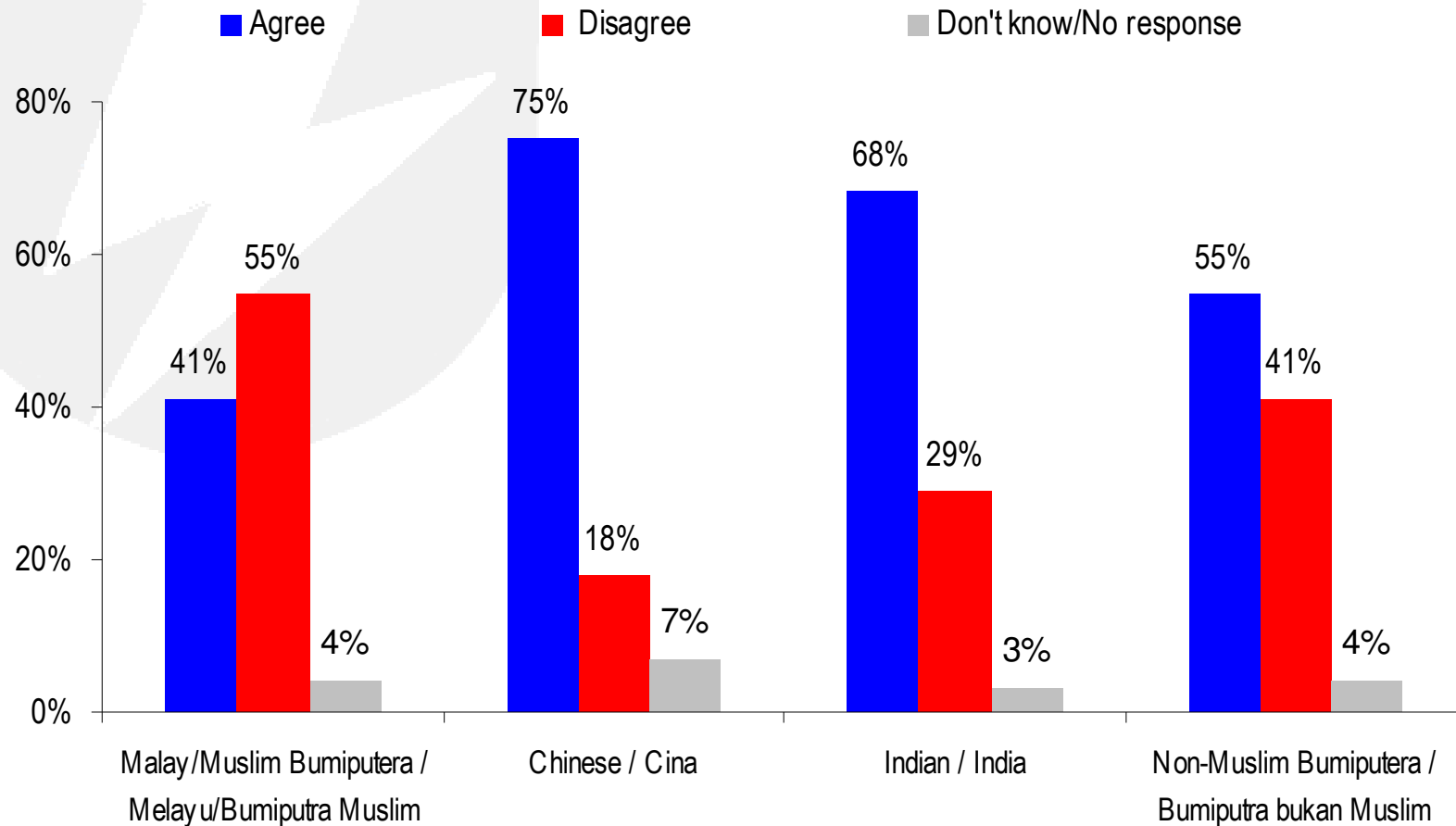
Q28D. Please tell me how strongly you agree or disagree with the following statements: If possible, I don't want to be involved political matters / Se jauh manakah anda setuju atau tidak setuju dengan kenyataan-kenyataan berikut: Jika boleh, anda tidak ingin melibatkan diri dalam hal ehwal politik

Unwillingness to involve in political matters



Q28D. Please tell me how strongly you agree or disagree with the following statements: If possible, you don't want to be involved political matters / Sejauh manakah anda setuju atau tidak setuju dengan kenyataan-kenyataan berikut: Jika boleh, anda tidak ingin melibatkan diri dalam hal ehwal politik


Unwillingness to involve in political matters



Q29A. Now I'm going to read you a few statements. Please tell me how strongly you agree or disagree with the following statements: There is little that the people can do to hold government responsible in between in elections / Sejahter manakah anda setuju atau tidak setuju dengan kenyataan-kenyataan berikut: Di luar musim pilihanraya, tidak banyak yang dapat dilakukan oleh rakyat untuk memastikan kerajaan bertanggungjawab ke atas tindakannya

There is little that the people can do to hold government responsible in between elections

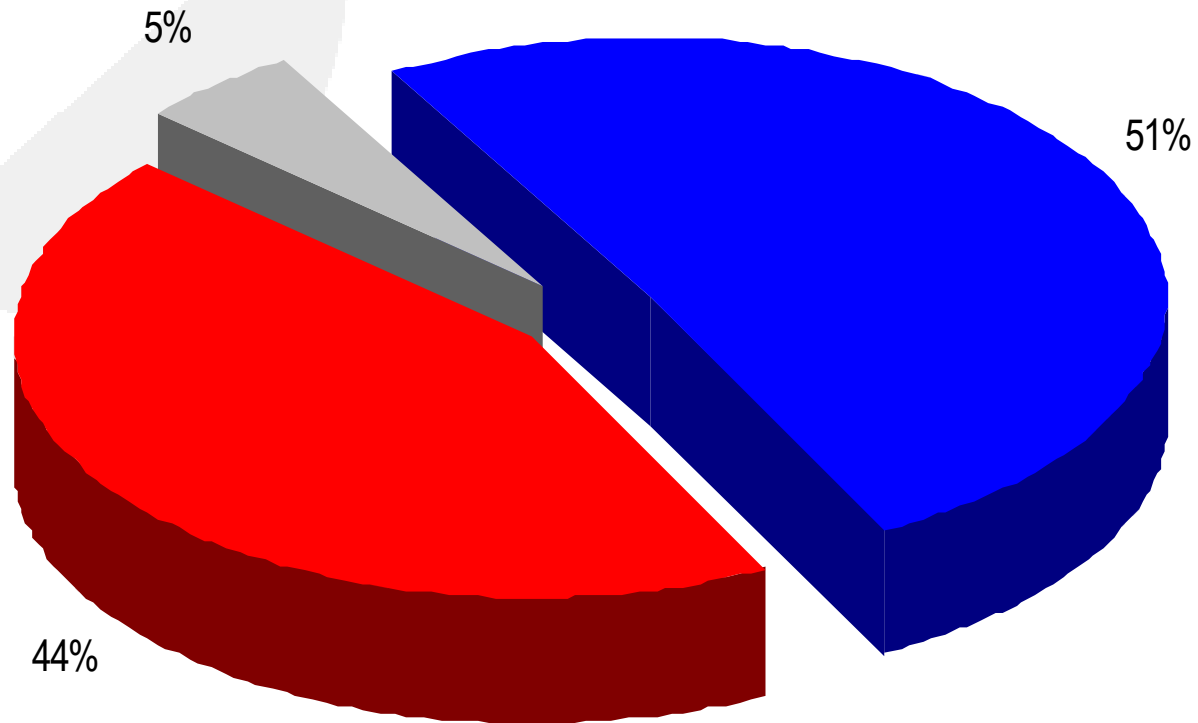
■ Agree ■ Disagree ■ Don't know/No response



Q29B. Now I'm going to read you a few statements. Please tell me how strongly you agree or disagree with the following statements: Everyone is treated equally by the government / Sejauh manakah anda setuju atau tidak setuju dengan kenyataan-kenyataan berikut: Semua rakyat dilayan dengan adil oleh kerajaan

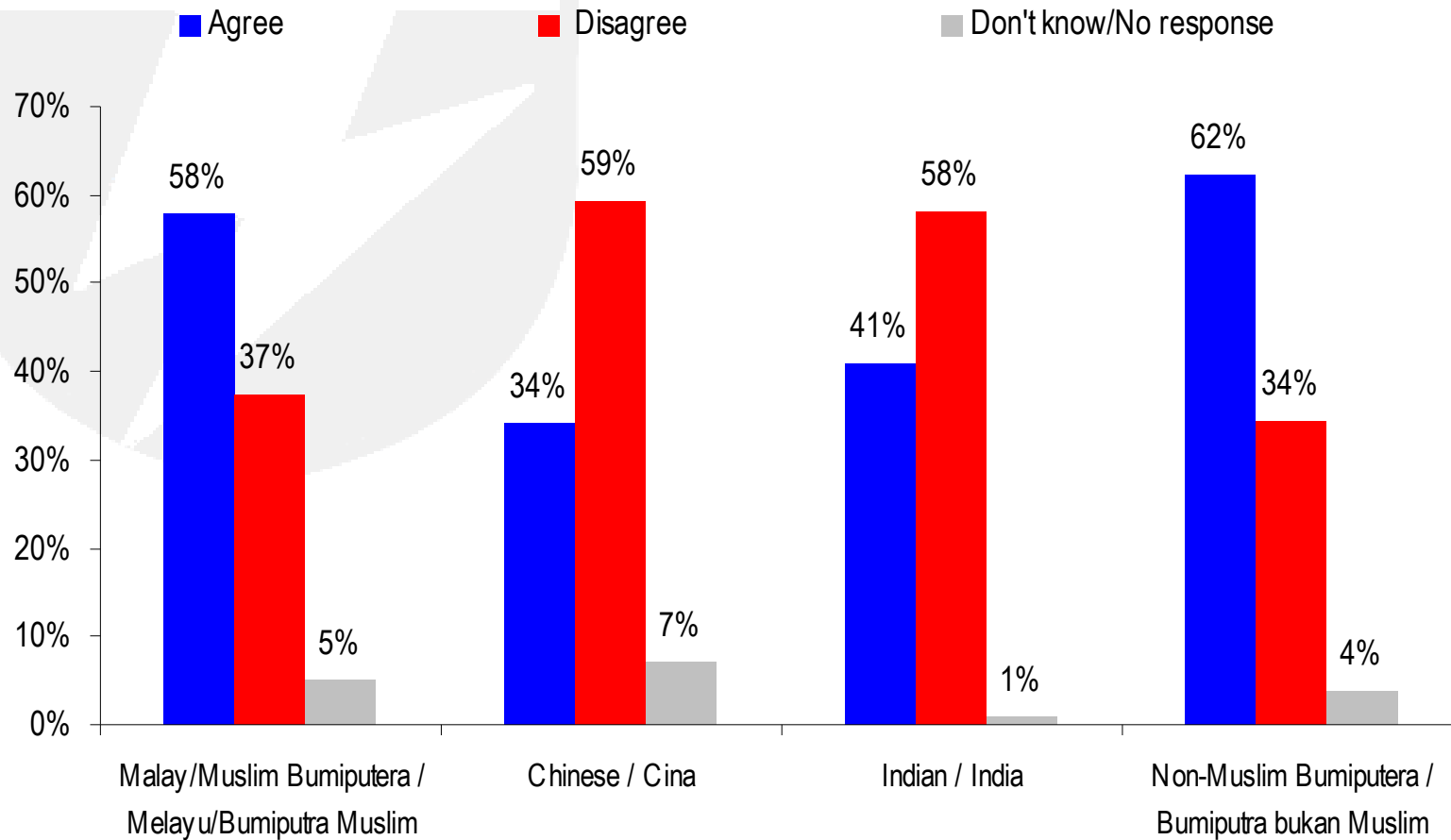
Everyone is treated equally by the government

■ Agree ■ Disagree ■ Don't know/No response



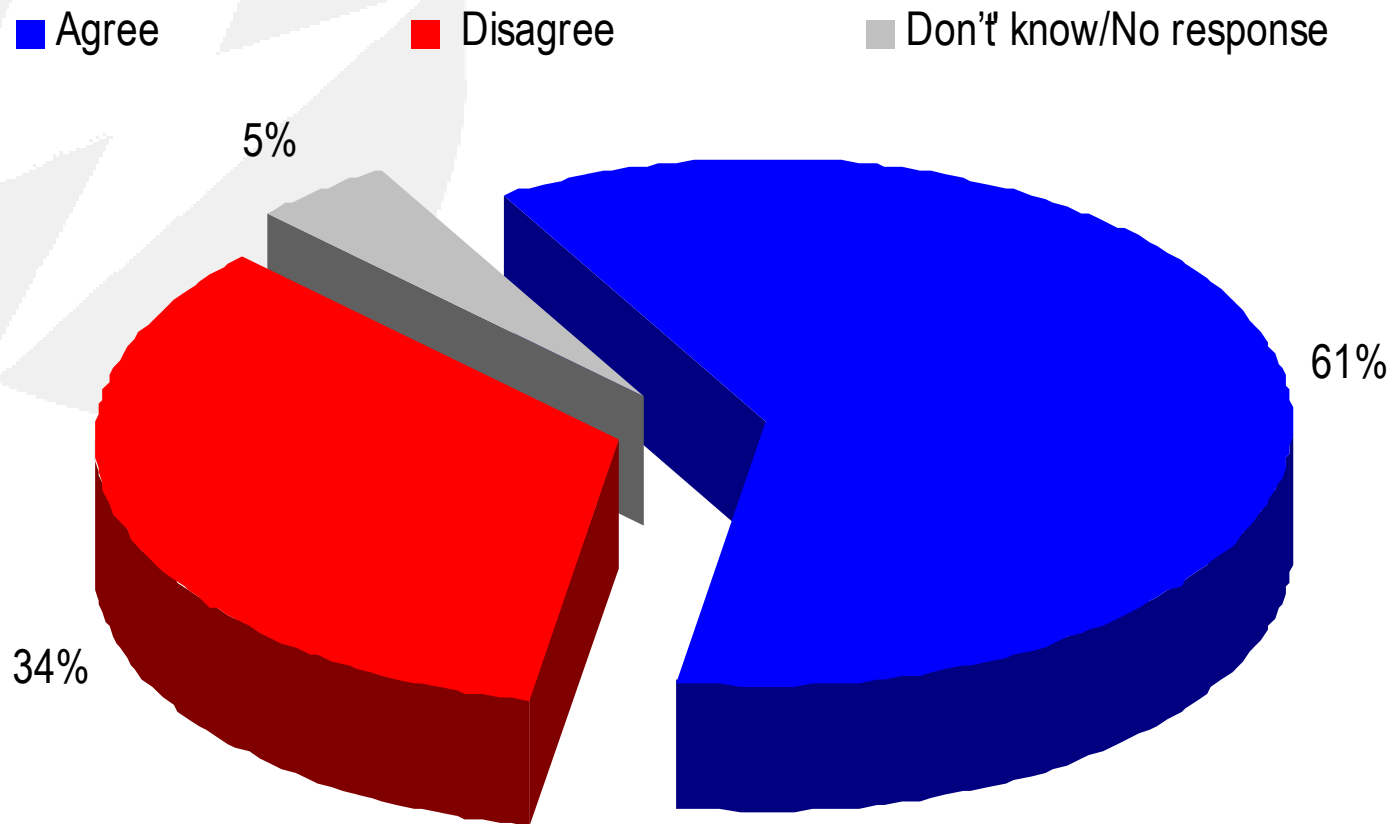
Q29B. Now I'm going to read you a few statements. Please tell me how strongly you agree or disagree with the following statements: Everyone is treated equally by the government / Sejauh manakah anda setuju atau tidak setuju dengan kenyataan-kenyataan berikut: Semua rakyat dilayan dengan adil oleh kerajaan

Everyone is treated equally by the government



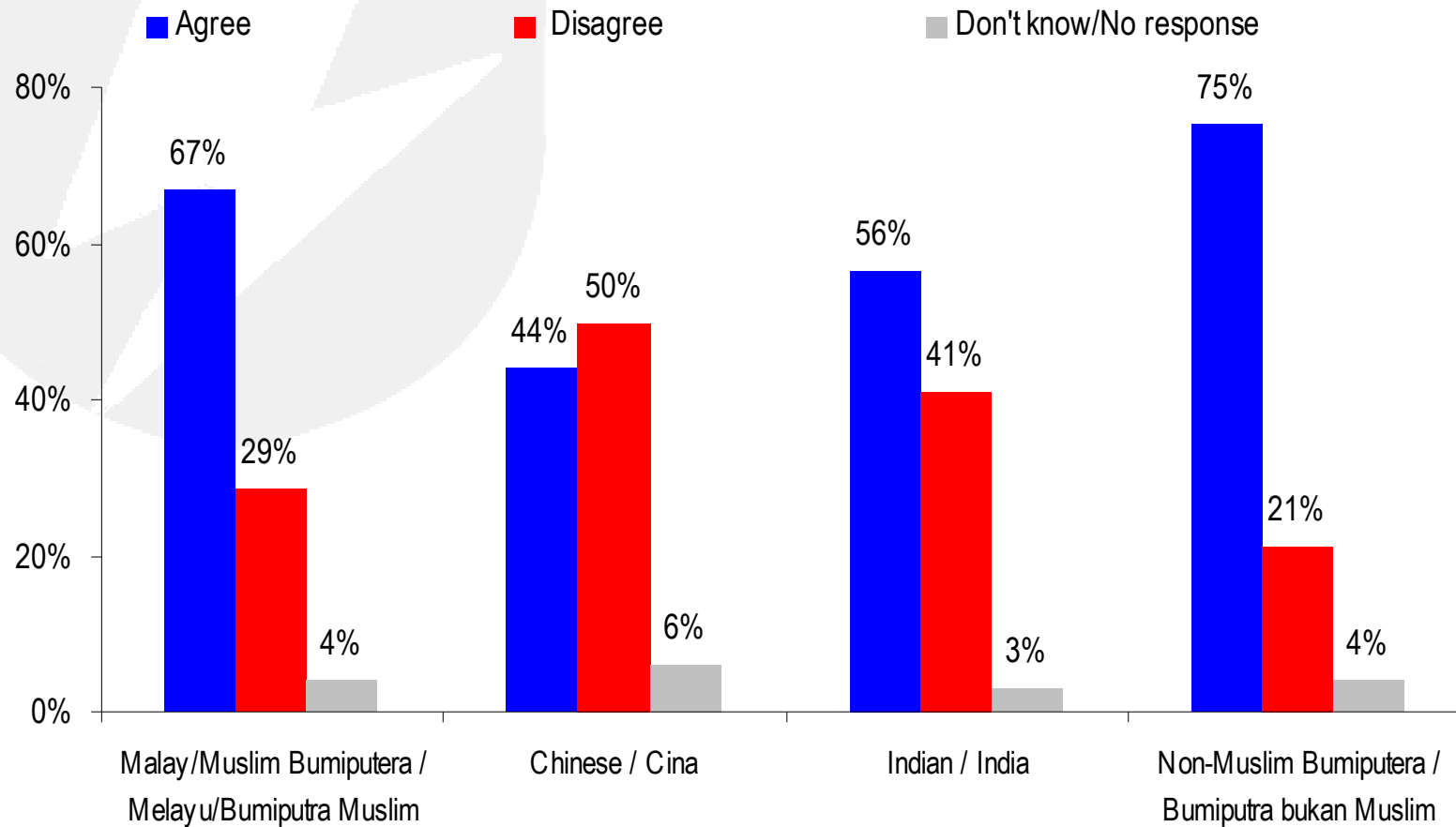
Q29C. Now I'm going to read you a few statements. Please tell me how strongly you agree or disagree with the following statements: Malaysians are free to speak what they think without fear / Sejauh manakah anda setuju atau tidak setuju dengan kenyataan-kenyataan berikut: Rakyat Malaysia bebas bersuara tanpa berasa takut

Malaysians are free to speak what they think without fear



Q29C. Now I'm going to read you a few statements. Please tell me how strongly you agree or disagree with the following statements: Malaysians are free to speak what they think without fear / Sejauh manakah anda setuju atau tidak setuju dengan kenyataan-kenyataan berikut: Rakyat Malaysia bebas bersuara tanpa berasa takut

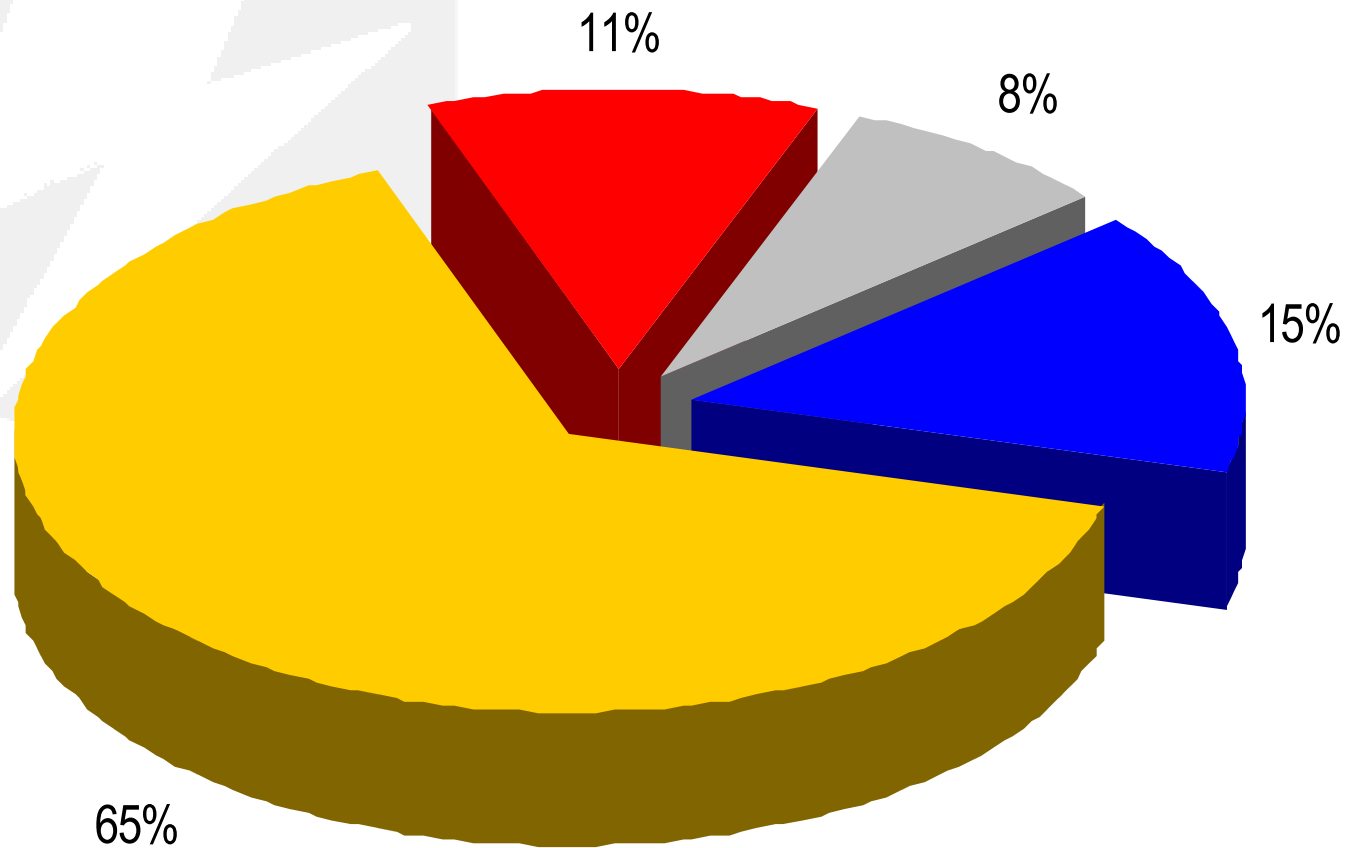
Malaysians are free to speak what they think without fear



Q30. How often do government officials abide by the law? / Berapa kerapkah pegawai kerajaan mematuhi undang-undang?

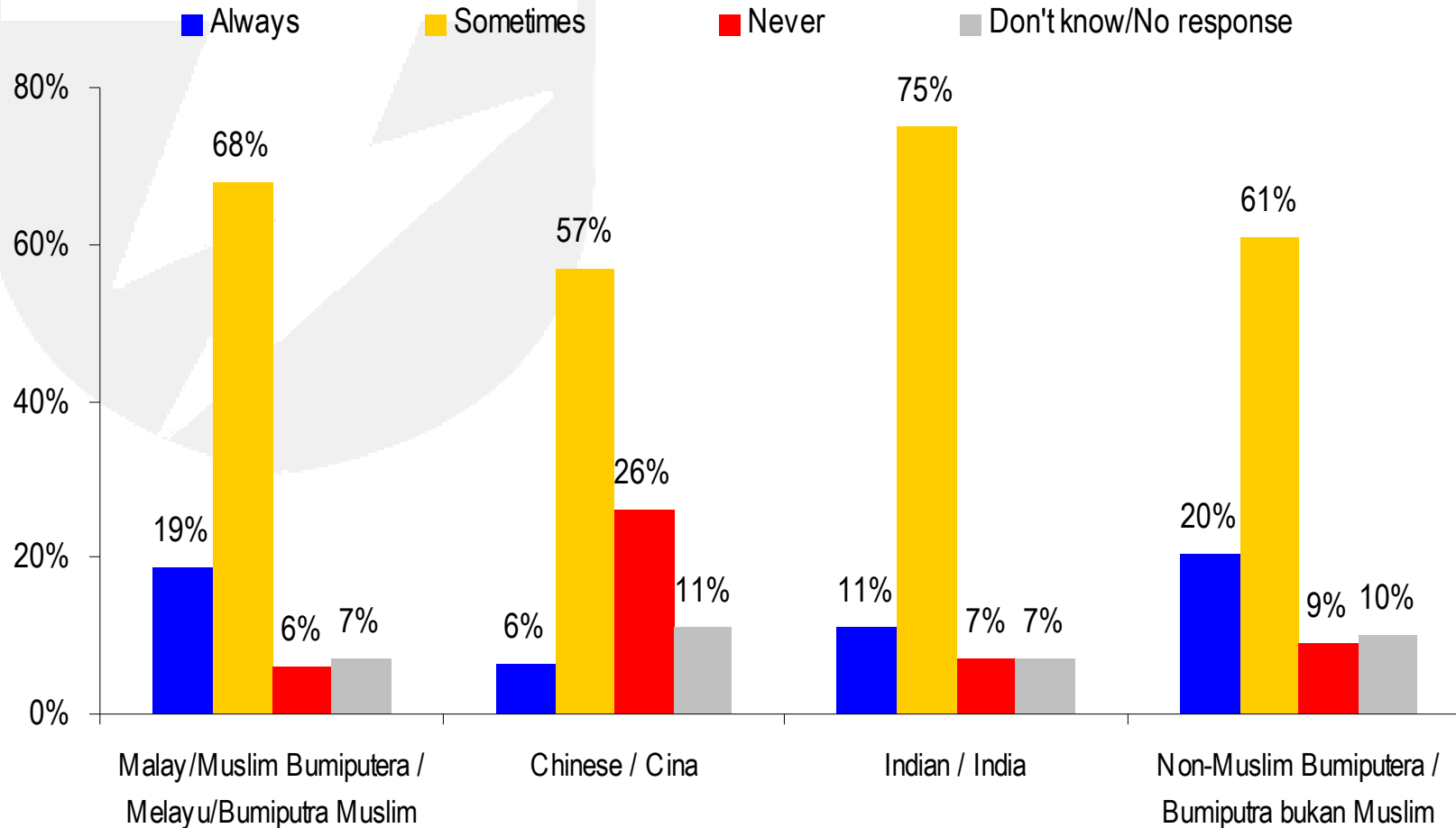
How often do government officials abide by the law?

■ Always ■ Sometimes ■ Never ■ Don't know/No response



Q30. How often do government officials abide by the law? / Berapa kerapkah pegawai kerajaan mematuhi undang-undang?

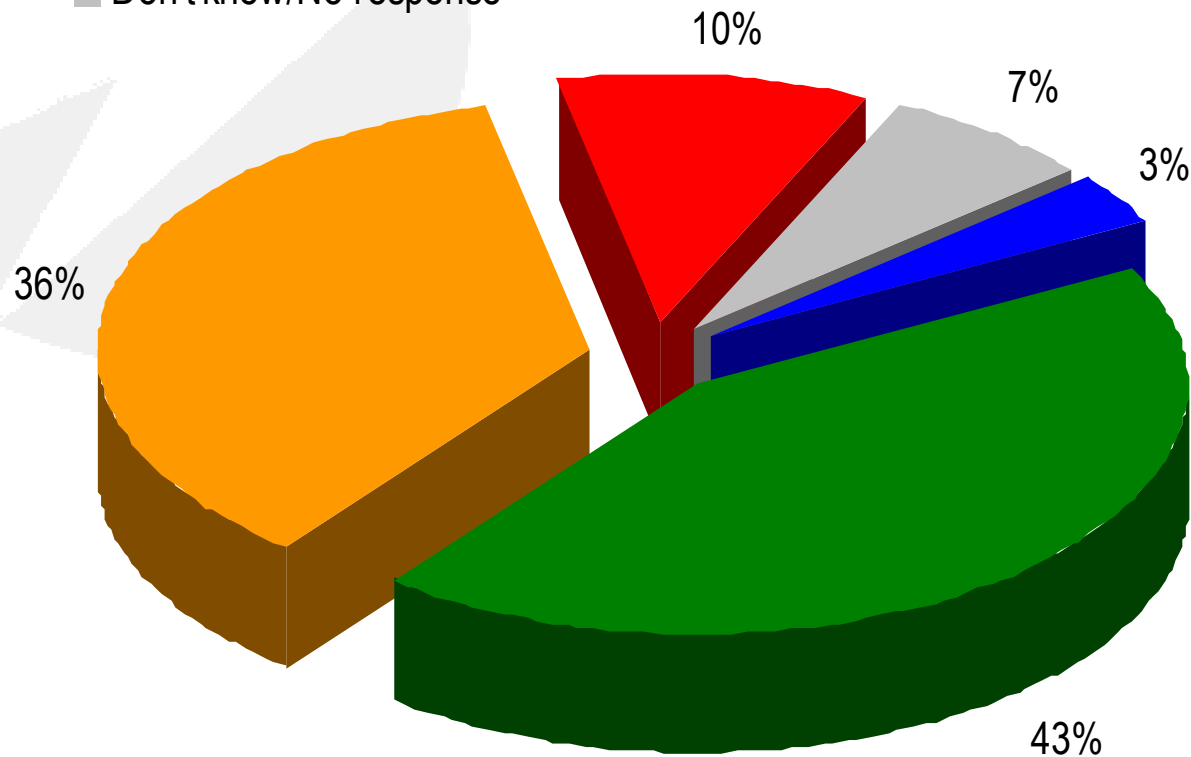
How often do government officials abide by the law?



Q31. How widespread do you think corruption is in the government? Would you say... / Apakah tahap rasuah di kalangan pengawai kerajaan? Adakah

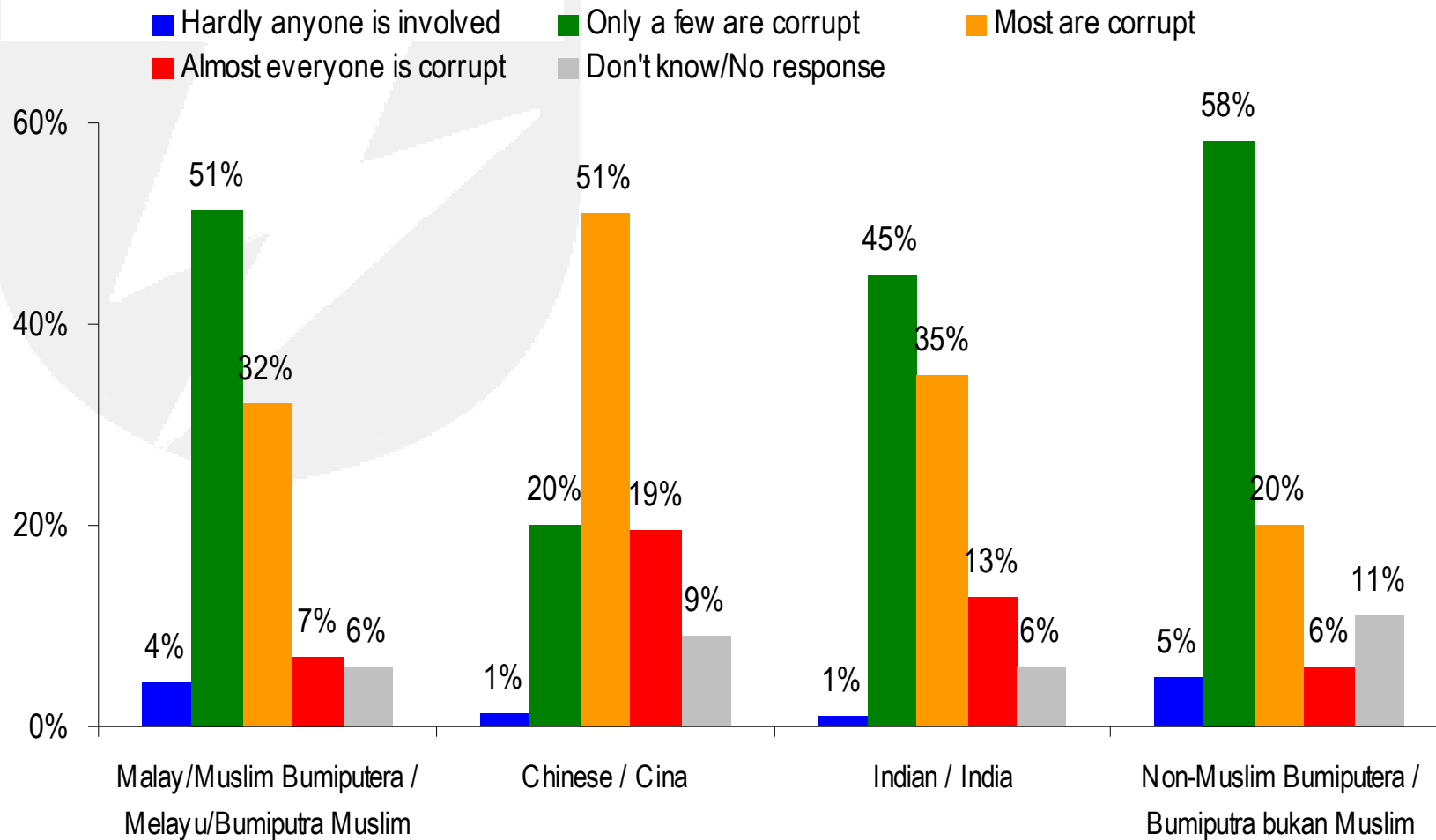
How widespread do you think corruption is in the government?

- Hardly anyone is involved
- Only a few are corrupt
- Most are corrupt
- Almost everyone is corrupt
- Don't know/No response



Q31. How widespread do you think corruption is in the government? Would you say... / Apakah tahap rasuah di kalangan pegawai kerajaan? Adakah

How widespread do you think corruption is in the government?





Conclusion

Conclusion

1. Ethnic background continues to color perception and attitudes


- Respondents' ethnic background seems to play role in many factors such as interests in politics, civil society participation and governance.
- Malays are more prone to political activities while Chinese are indifferent.

2. Concerned but disconnected

- Majority of young people are concerned about local issues such as the economy, crime and social problems.
- 72% perceived government decisions as having some impact on their daily lives
- But only 39% feel that they can make some difference in solving problems in their community.
- Only 23% joined at least a group of organization.

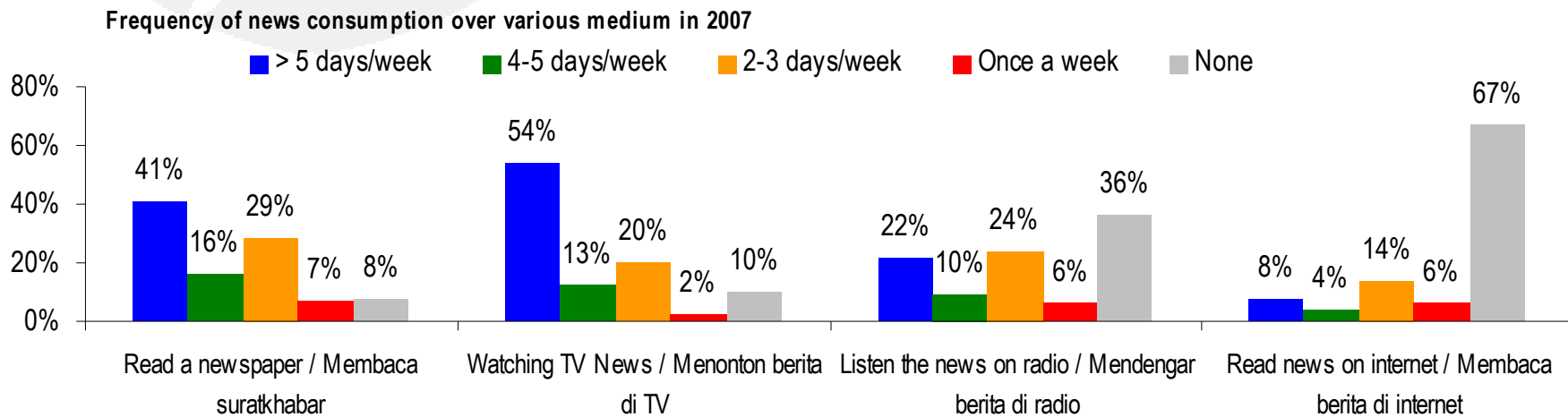
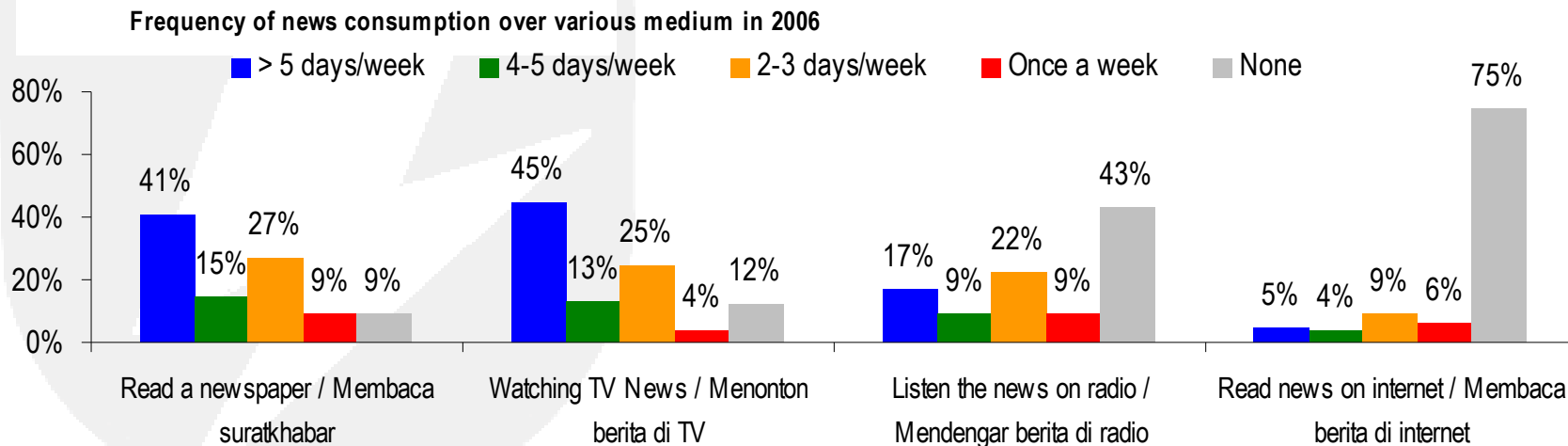
3. Quality of government

- Malay, Bumiputera and Indian youth seem content with the way the government works but Chinese youth have a higher threshold for quality of governance and leadership as exhibited by the general Chinese voter population shown in other Merdeka Center polls.

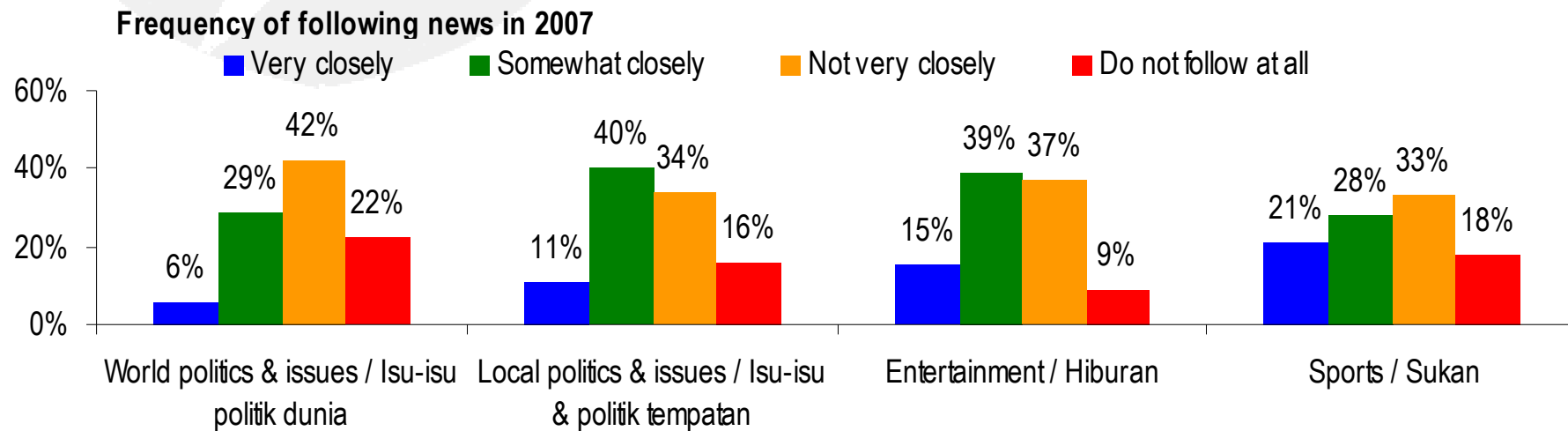
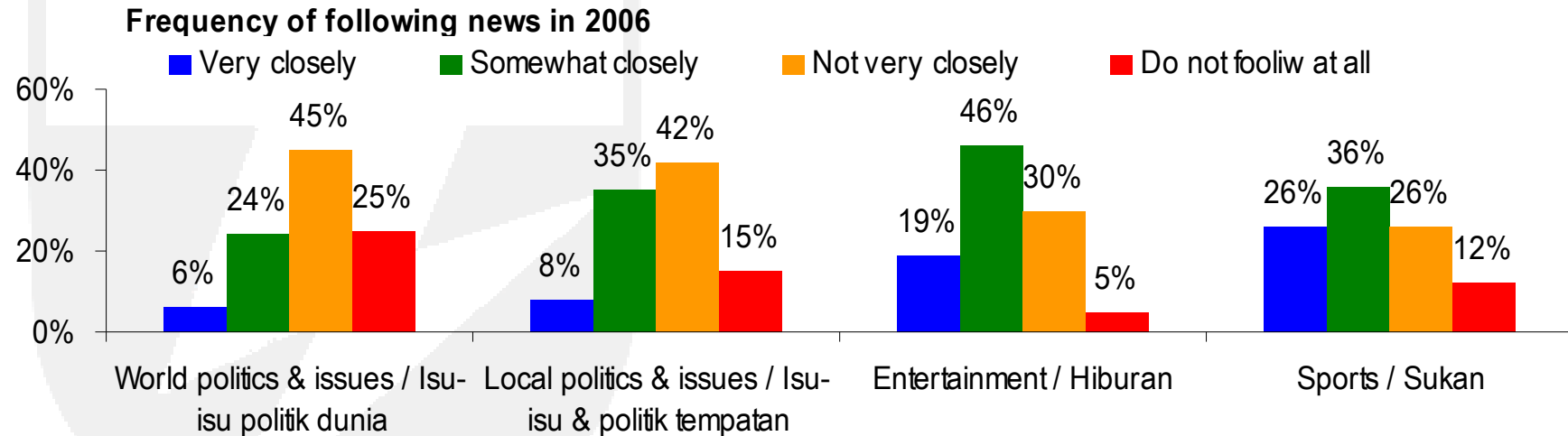


Additional Slides

Q1. I am going to read you some ways that people get news and information. Thinking about the past week, please just tell me how many days you have done each over the past seven days: / Saya akan bacakan beberapa cara orang mendapat berita dan maklumat. Dalam seminggu yang lepas, berapa hari kah anda telah melakukan perkara berikut:

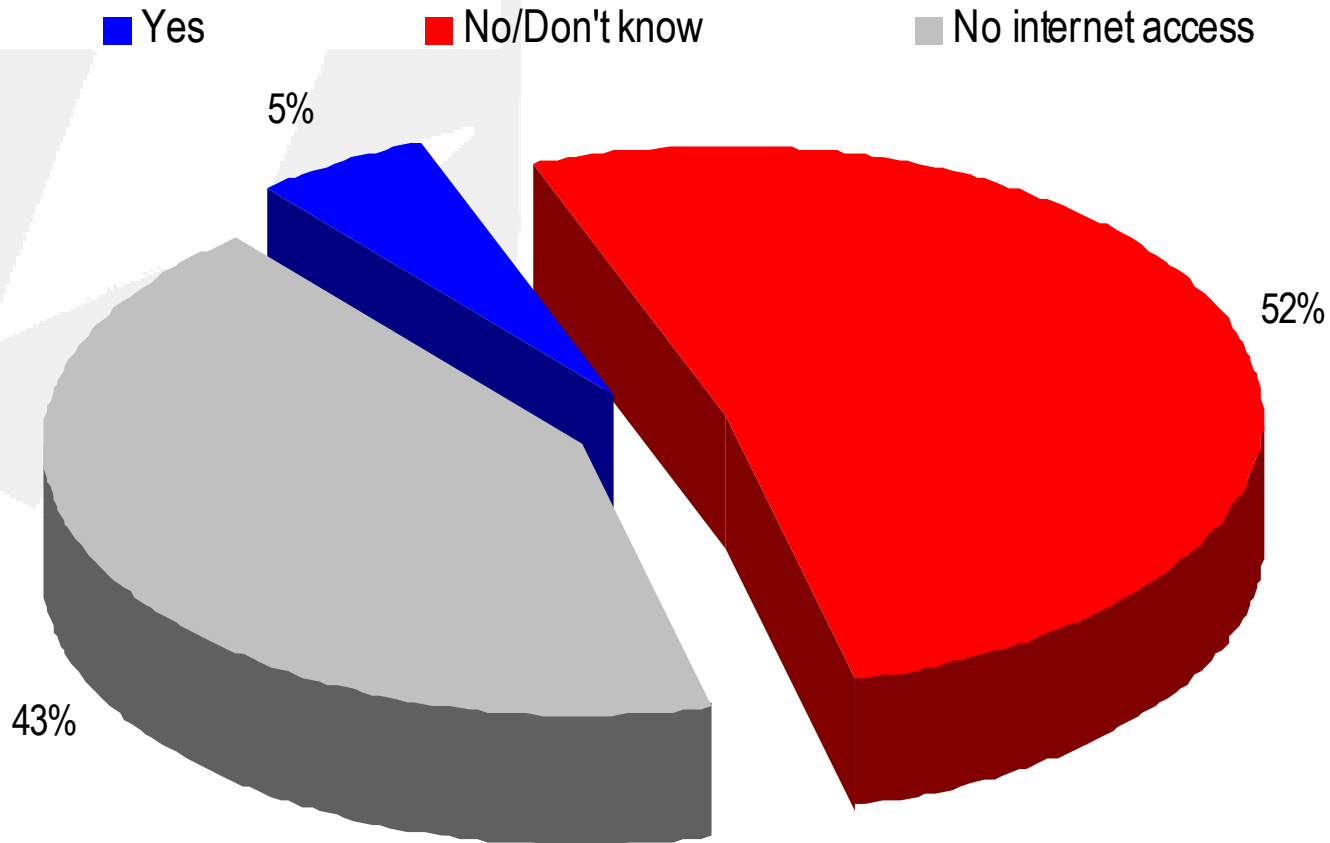


Q2. How closely do you follow news that come from each of the following areas: /
Sejauh manakah anda mengikuti perkembangan berita dari kategori berikut:



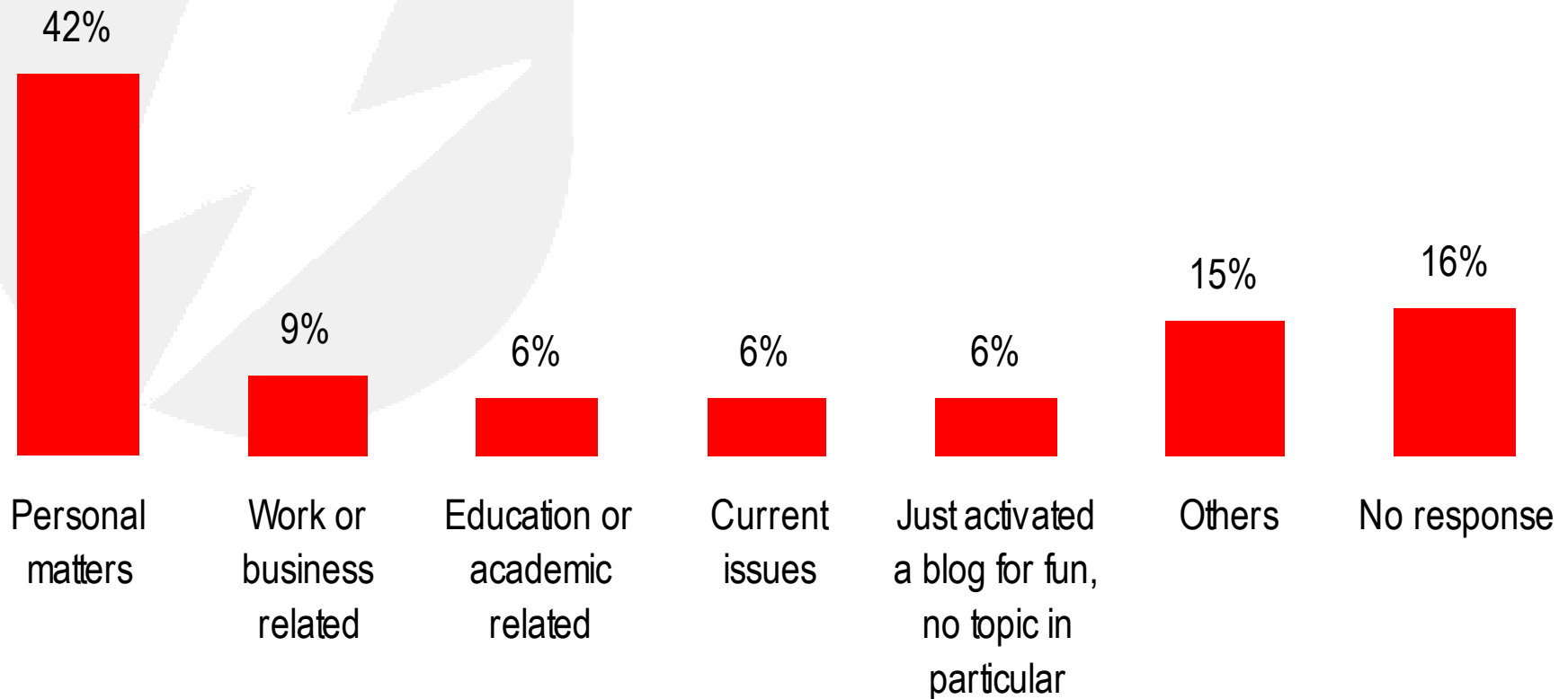
Q5. Do you blog? / Adakah anda mempunyai "blog" sendiri?

Do you blog?



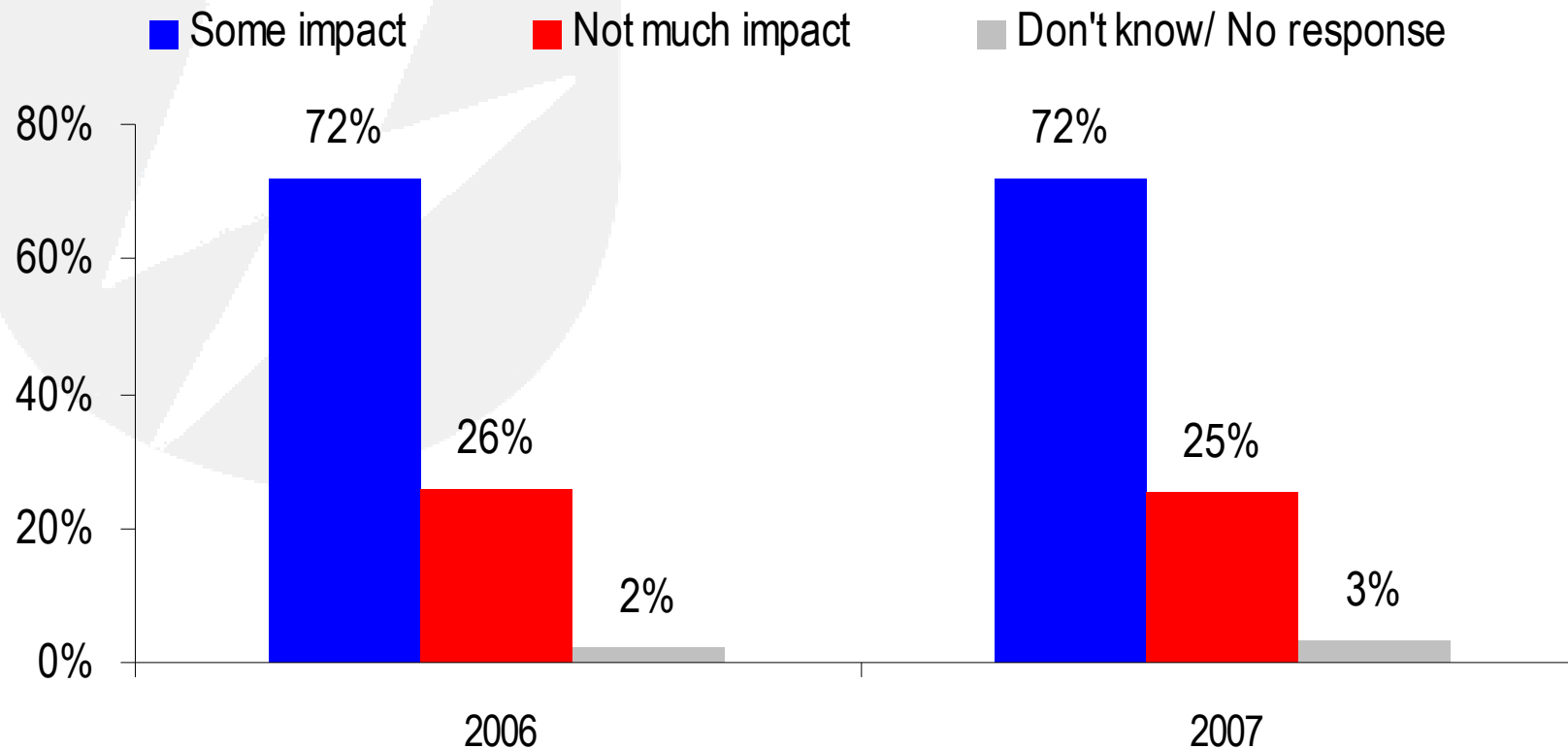
Q6. What do you blog about? / Apakah topik atau isu yang anda tulis dalam "blog" anda?
(Among those who blog/ Di kalangan mereka yang mempunyai "blog")

Topics of blog (among those who have a blog)



Q25. How much of an impact would you say government decisions have on your daily life? / Setakat manakah keputusan yang dibuat oleh kerajaan memberi kesan terhadap kehidupan anda?

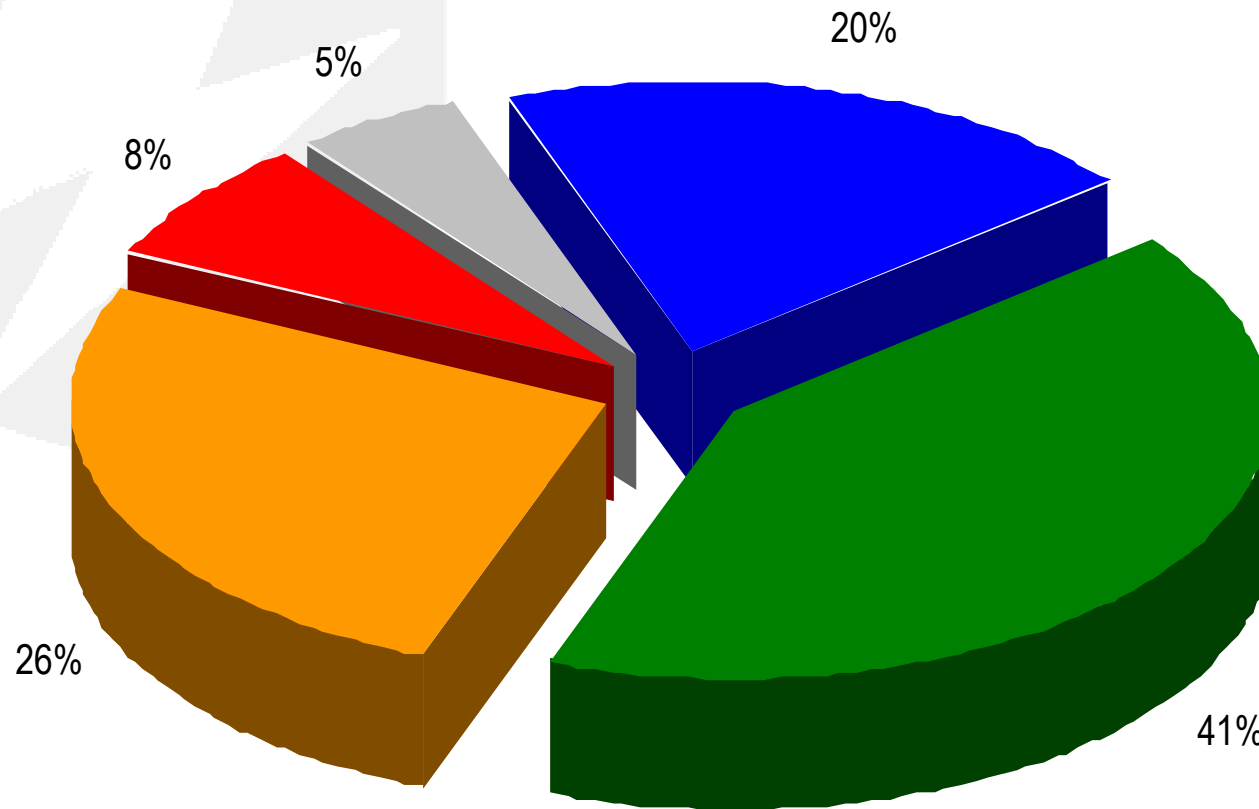
Perceived level of impact government decision have on daily life



Q24. How often do you think that politicians in government pay attention and address the concerns of the youth today? / Pada pandangan anda, sejauh manakah ahli politik dalam kerajaan mengambil berat dan menyelesaikan masalah yang dihadapi oleh golongan muda masa kini?

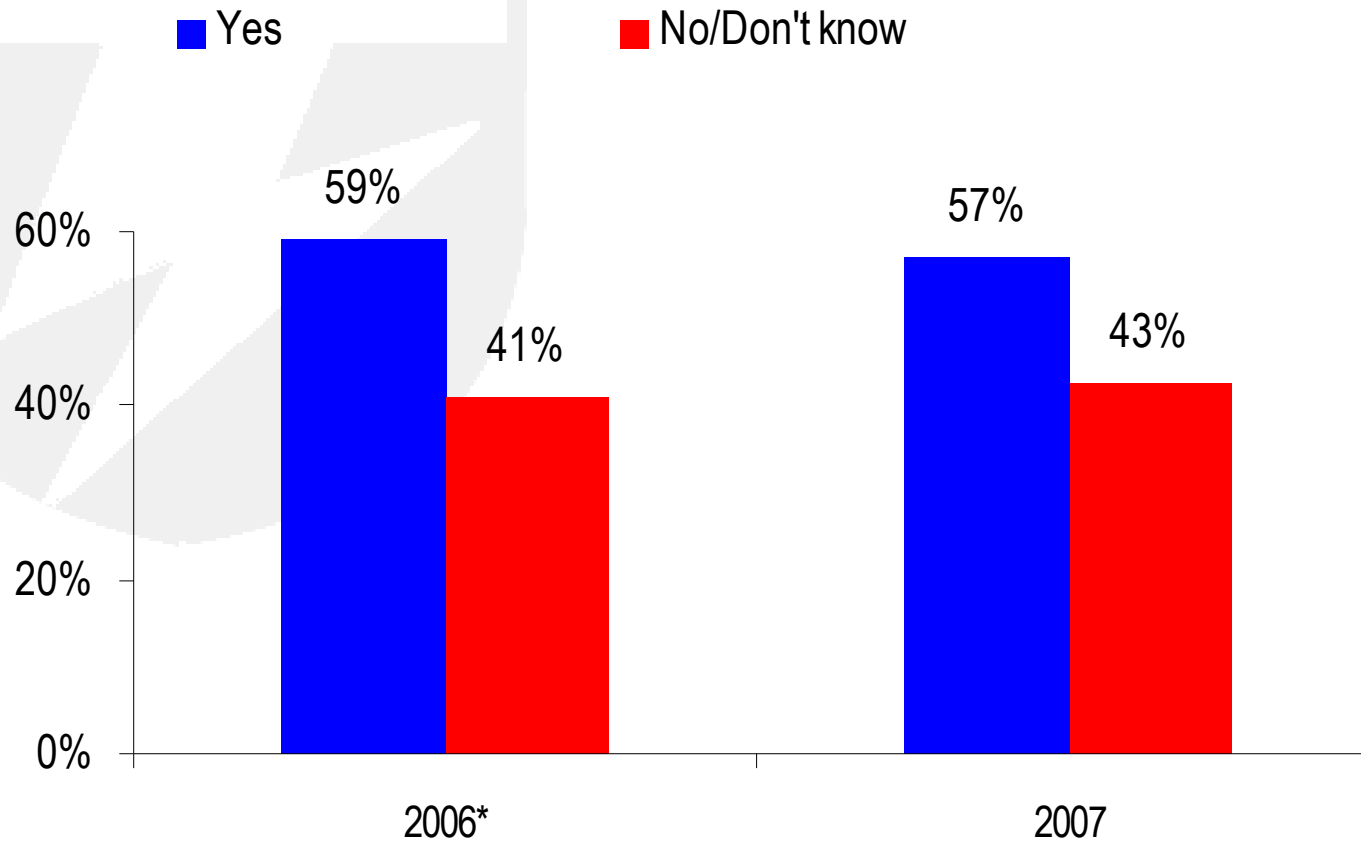
Perceived government's attention toward the youth

■ Most of the time ■ Sometimes ■ Rarely ■ Never ■ Don't know/No response



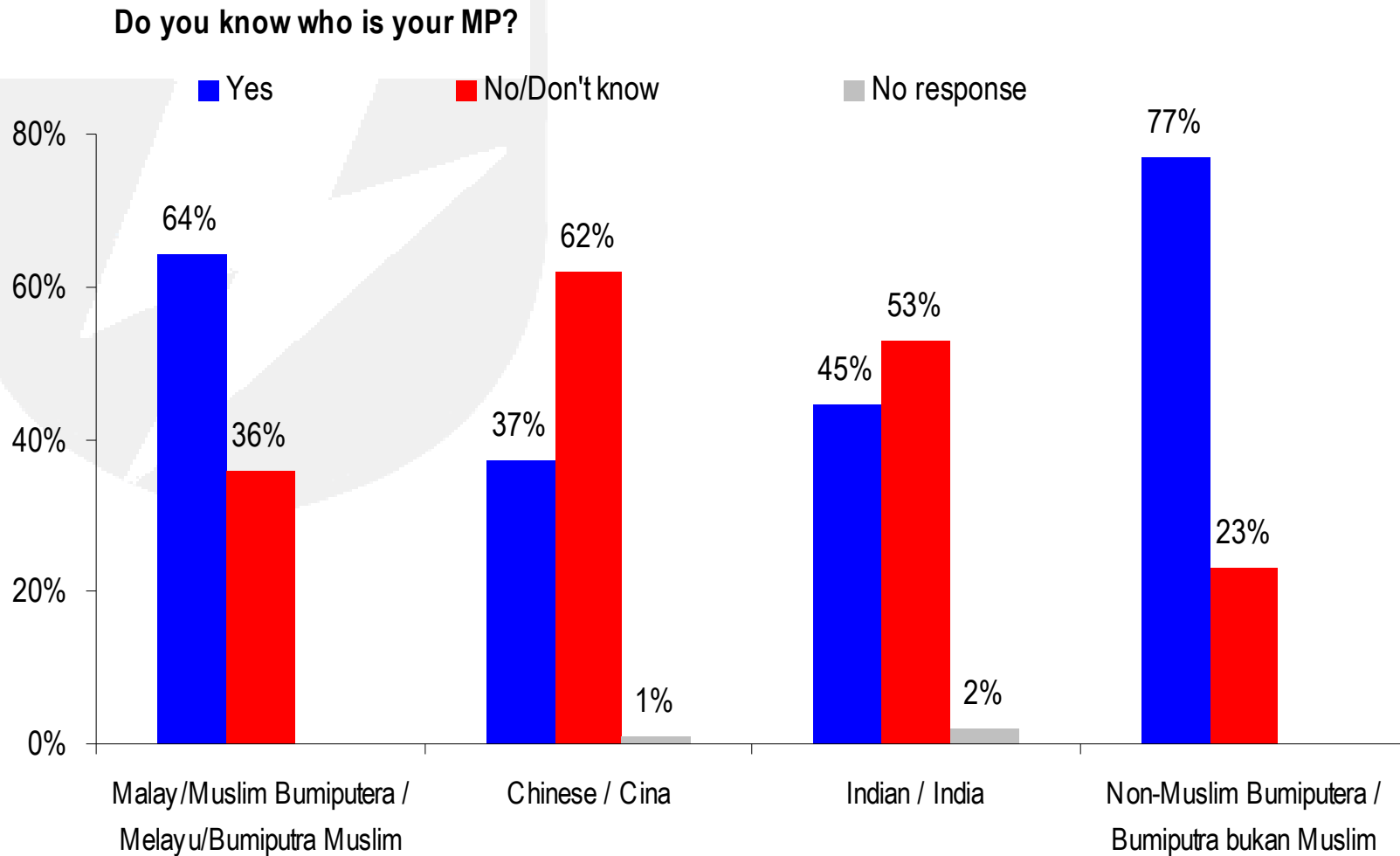
Q13. Do you know the Member of Parliament for your area? / Adakah anda kenal ahli parlimen kawasan anda?

Do you know who is your MP?



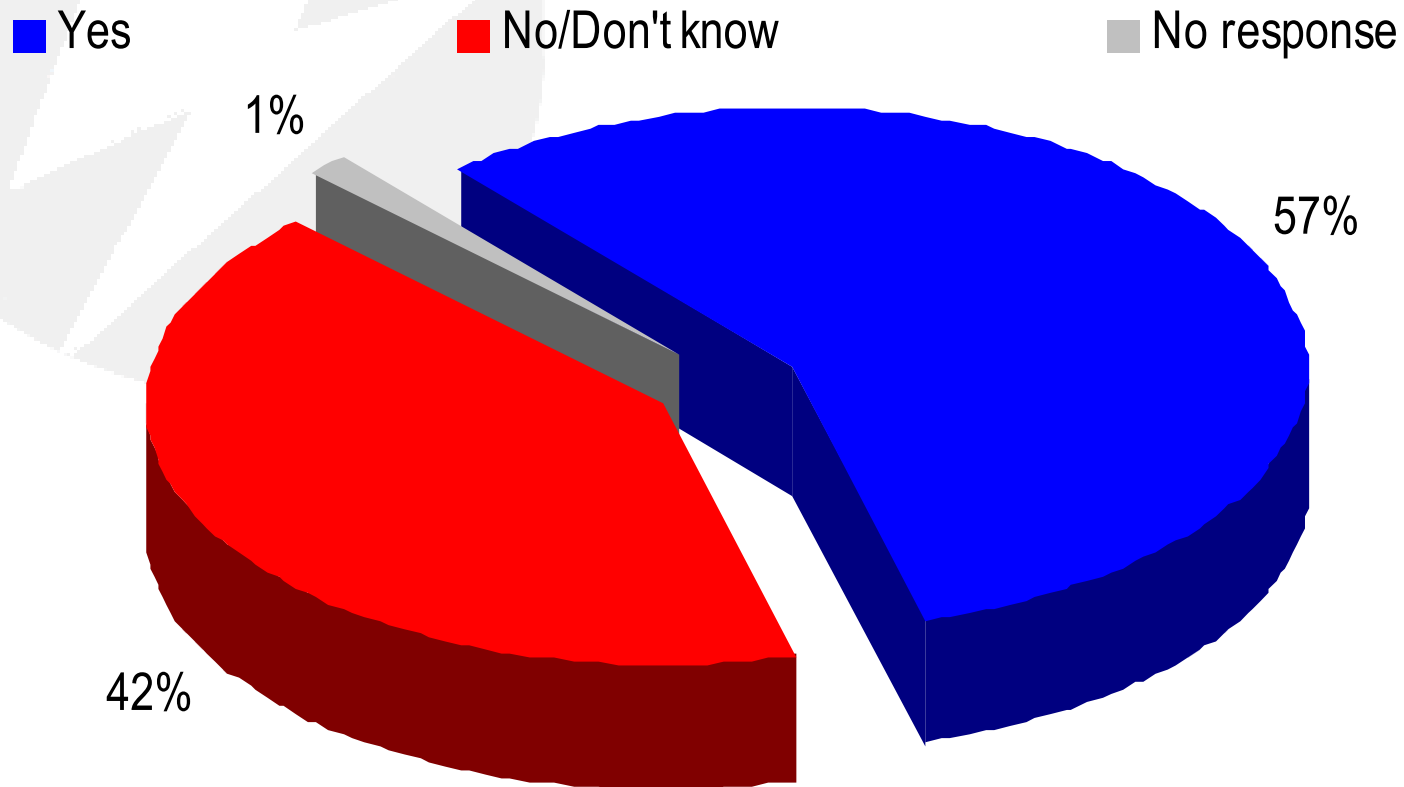
* In 2006, question worded as "Do you know the elected representatives (i.e. Member of Parliament/ State Assembly) for your area?"

Q13. Do you know the Member of Parliament for your area? / Adakah anda kenal ahli parlimen kawasan anda?



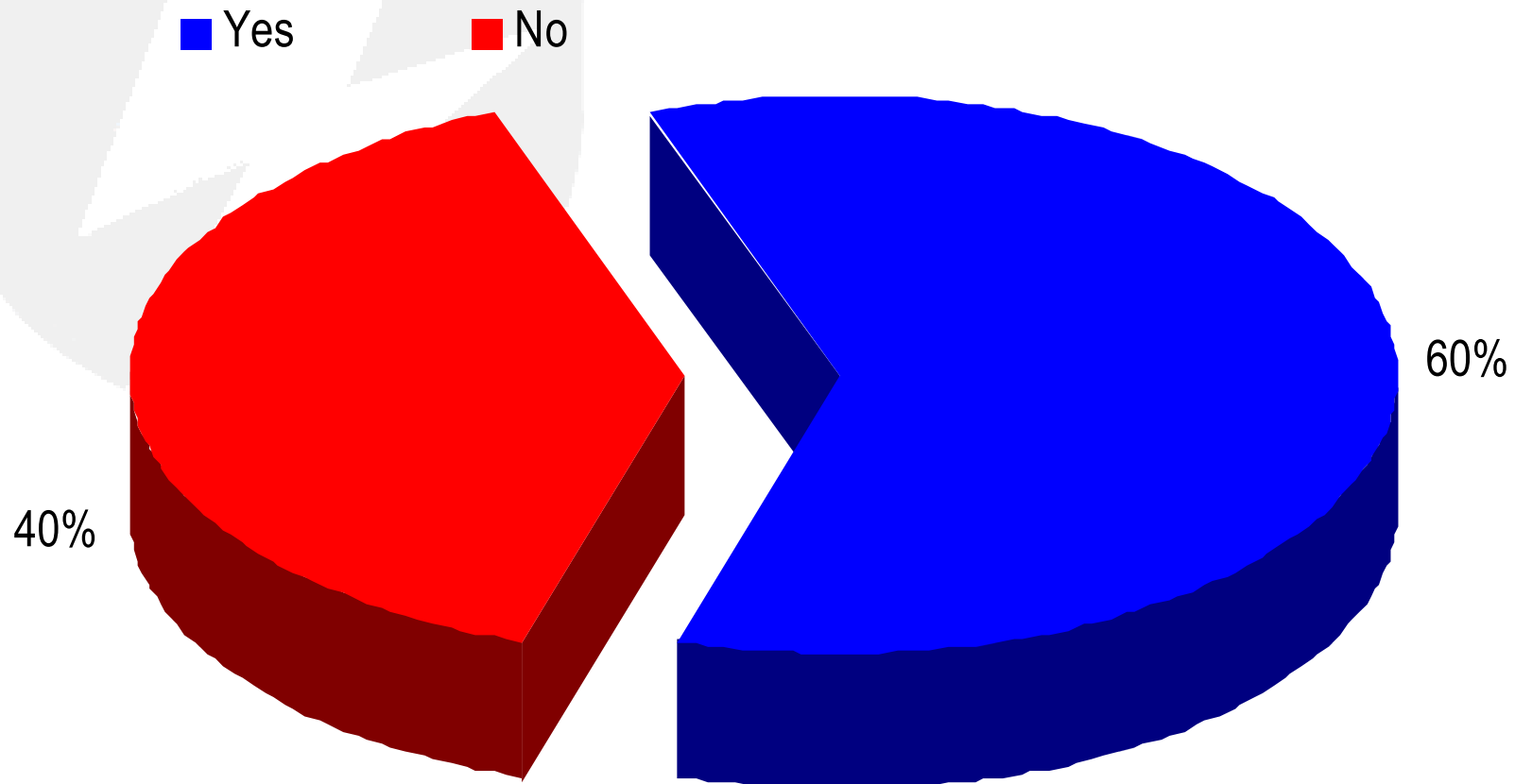
Q23. Do you know where you can register as a voter? (For those who are not registered voter) /
Adakah anda tahu di mana tempatnya untuk mendaftar menjadi pengundi? (Bagi mereka yang
bukan pengundi berdaftar)

**Do you know where you can register as a voter?
(For those who are not registered voters)**



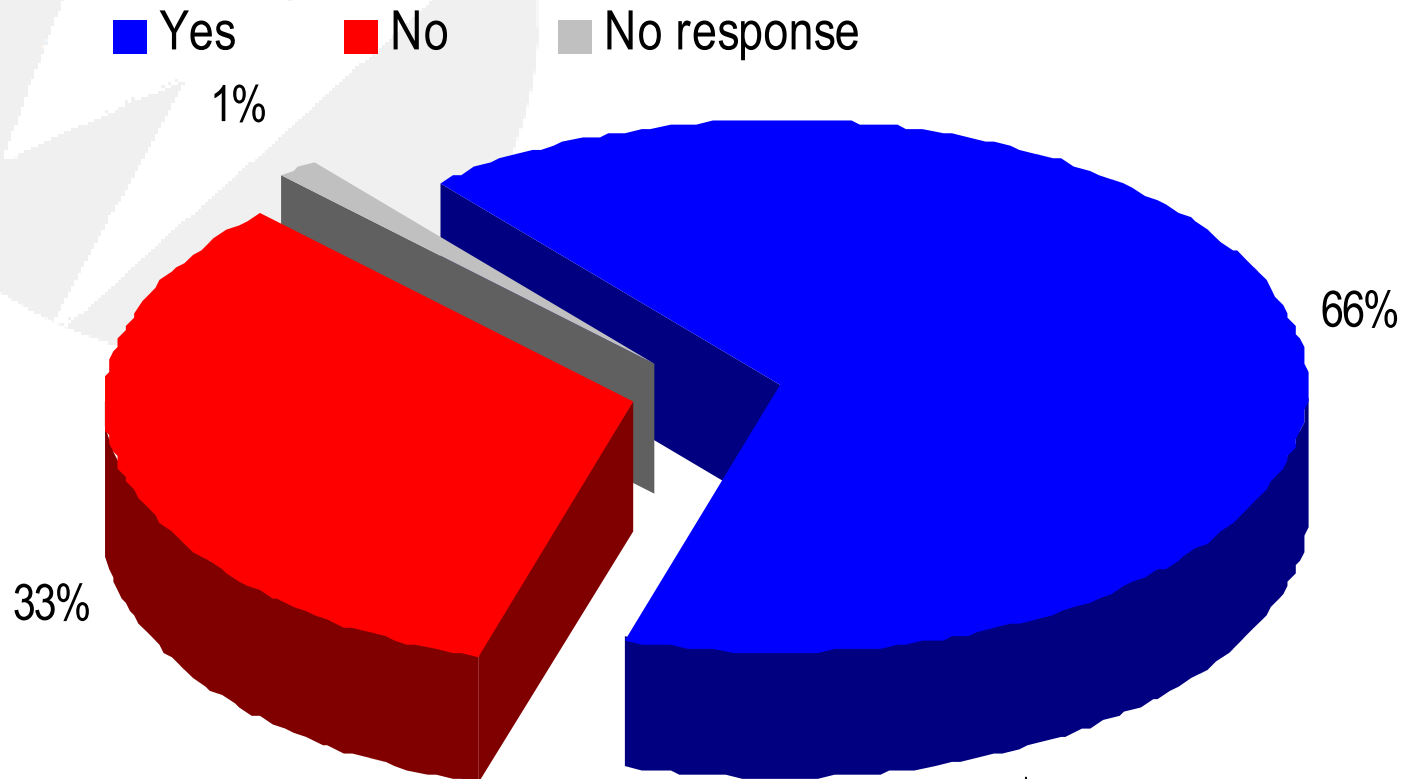
Q16. Did you vote in the last elections? (For those who are registered voter) / Pernahkah anda mengundi pada pilihanraya 2004? (Bagi mereka yang merupakan pengundi berdaftar)

Did you vote in the last elections? (For those who are registered voters)



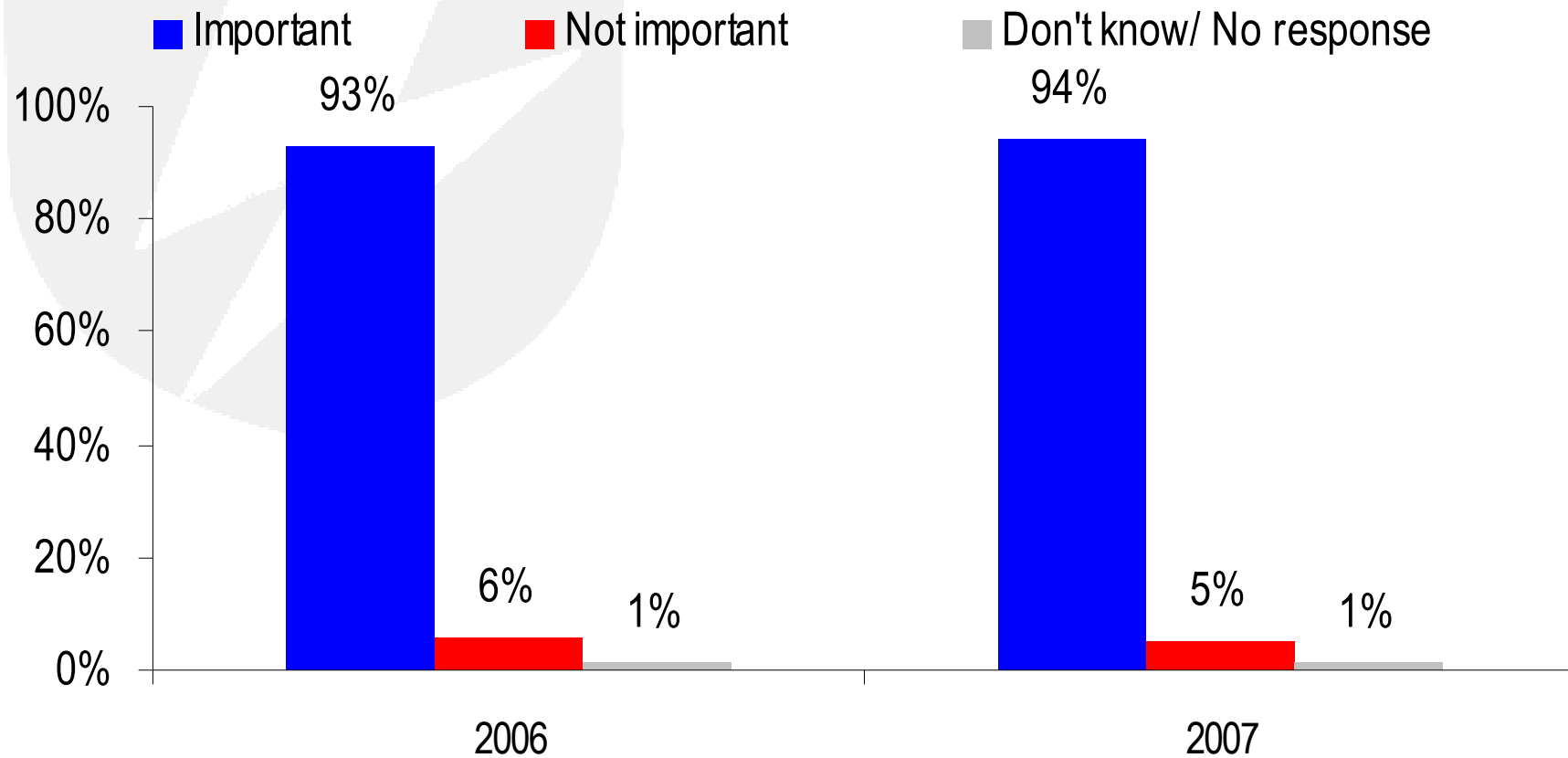
Q17. Without telling us who you are going to vote for, have you decided which party to vote for now? (For those who are registered voter) / Tanpa menamakan parti, adakah anda telah membuat keputusan untuk memilih parti tertentu dalam pilihanraya akan datang? (Bagi mereka yang merupakan pengundi berdaftar)

**Have you decided which party to vote for now?
(For those who are registered voters)**



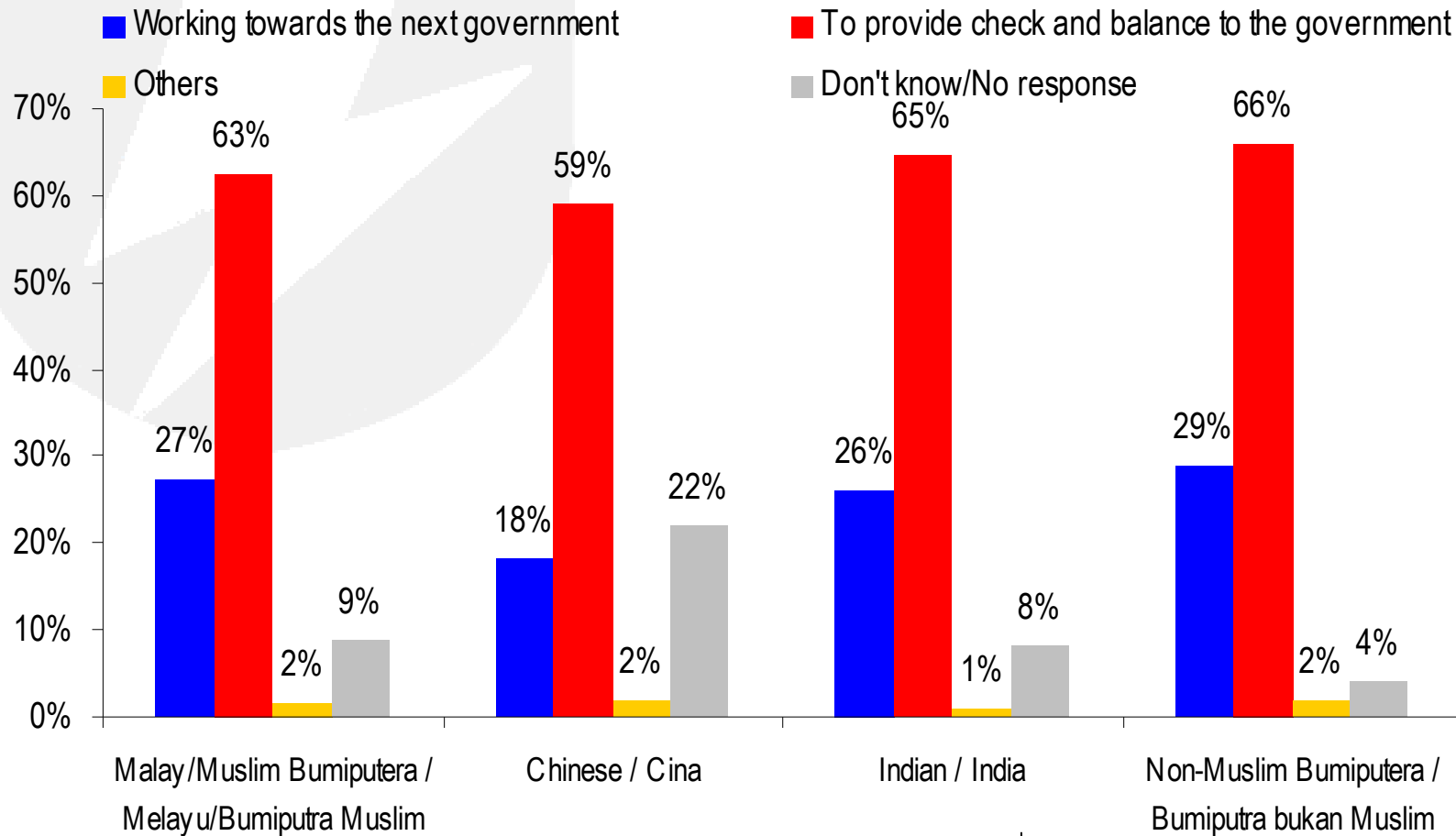
Q19. Do you think voting in elections is important? (For those who are registered voter) / Sejuah manakah anda rasa mengundi itu penting? (Bagi mereka yang merupakan pengundi berdaftar)

Is election important? (among those who are registered voters)



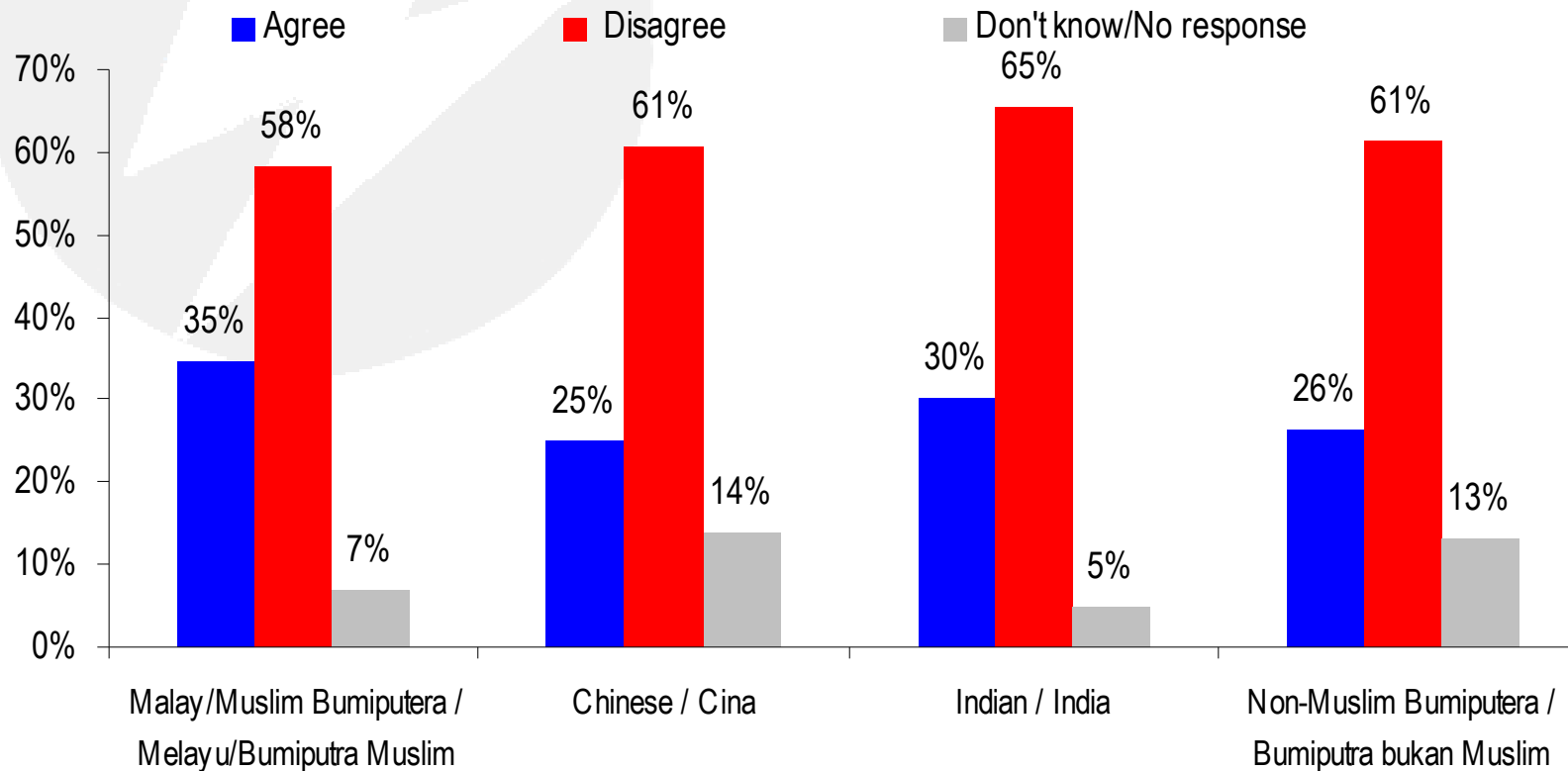
Q27. I am going to read you two statements, please tell which of the statement below is the best role suited for the opposition? Saya akan bacakan dua kenyataan, sila nyatakan peranan yang paling sesuai untuk parti pembangkang?

What is the best role suited for the opposition?



Q28C. Please tell me how strongly you agree or disagree with the following statements: The most important thing for political leaders is to accomplish their goals even if they have to ignore the established procedure / Sejauh manakah anda setuju atau tidak setuju dengan kenyataan-kenyataan berikut: Perkara yang paling penting bagi pemimpin-pemimpin politik adalah untuk mencapai matlamat mereka walaupun terpaksa mengabaikan prosedur yang ditetapkan

The most important thing for political leaders is to accomplish their goals even if they have to ignore the established procedure



Q29A. Now I'm going to read you a few statements. Please tell me how strongly you agree or disagree with the following statements: There is little that the people can do to hold government responsible in between in elections / Sejauh manakah anda setuju atau tidak setuju dengan kenyataan-kenyataan berikut: Di luar musim pilihanraya, tidak banyak yang dapat dilakukan oleh rakyat untuk memastikan kerajaan bertanggungjawab ke atas tindakannya

There is little that the people can do to hold government responsible in between elections

